

GOLDMAN-TURAEV FORMALITY FROM THE KONTSEVITCH INTEGRAL

DROR BAR-NATAN, ZSUZSANNA DANCZO, TAMARA HOGAN, JESSICA LIU,
AND NANCY SCHERICH

ABSTRACT. We present a three dimensional realisation of the Goldman-Turaev Lie bialgebra, and construct Goldman-Turaev homomorphic expansions from the Kontsevich integral.

CONTENTS

1. Introduction	2
1.1. Motivation	3
2. Conceptual summary	4
3. Preliminaries: Homomorphic expansions and the Goldman-Turaev Lie bialgebra	7
3.1. Homomorphic expansions and the framed Kontsevich integral	7
3.2. The Goldman-Turaev Lie bialgebra	11
3.3. Associated graded Goldman-Turaev Lie bialgebra	14
4. Expansions for tangles in handlebodies	16
4.1. Framed oriented tangles	16
4.2. Operations on $\tilde{\mathcal{T}}$	18
4.3. The t -filtration on $\tilde{\mathcal{T}}$ and the associated graded $\tilde{\mathcal{A}}$	19
4.4. Operations on $\tilde{\mathcal{A}}$	23
4.5. The s -filtration on $\tilde{\mathcal{T}}$ and $\tilde{\mathcal{A}}$	24
4.6. Notation conventions	25
4.7. The Conway quotient	25
5. Identifying the Goldman-Turaev Lie bialgebra	29
5.1. The Goldman Bracket	30
5.2. The Turaev co-bracket	36
References	45

Key words and phrases. knots, links in a handlebody, expansions, finite type invariants, Lie algebras .

To do list for Zsuzsi

- (1) (BIG COMMENT) Section 3.1, reconsider the depth for which we discuss the Kontsevich integral. Who is our audience?
- (2) Section 3.3, read over the added informal descriptions of the operations to tighten up.
- (3) Section 3.3, there is an old note from Jessica about signs. Do we need to keep that comment, or can we delete it?
- (4) Find the reference for Proposition 3.6– Quillen66? Or new reference for Magnus expansion.
- (5) I added a footnote for the Magnus expansion. Do we need it? Should we say more there?
- (6) add a reference for Proposition 3.8.
- (7) Section 4, make it clear where the proof for Theorem 4.9 ends.
- (8) Section 4, make dummy figure for chord diagram stacking
- (9) I reordered the intro section according to Dror’s comments. Have you read it over? It probably needs proof reading again.

1. INTRODUCTION

In 1986, Goldman defined a Lie bracket [Gol86] on the space of homotopy classes of free loops on a compact oriented surface. Shortly after in 1991, Turaev defined a cobracket [Tur91] on the same space¹. This bracket and cobracket make the space of free loops into a Lie bialgebra – known as the Goldman–Turaev (GoTu) Lie bialgebra – which forms the basis for the field of string topology [?] and has been an object of study from many perspectives.

In this paper we, describe a 3-dimensional lift of the Goldman–Turaev Lie bialgebra into a space of tangles in a handlebody. We recover the bracket and cobracket maps as projections of intuitive operations on tangles. We show the Kontsevich integral is homomorphic with respect to these tangle operations. Our main result is informally summarised as follows:

Main Result. *Let $\tilde{\mathcal{T}}$ denote the space of formal linear combinations of tangles in a punctured disc cross an interval $M_p = D_p \times I$. Projecting to the bottom $D_p \times 0$, one obtains curves on a punctured disc, and the Goldman–Turaev operations on these curves are induced² by the stacking and flipping operations on the tangles. The Kontsevich integral is a homomorphic expansion for tangles in M_p , and descends to a Goldman–Turaev homomorphic expansion on D_p .*

This result is parallel to Massuyeau’s [Mas18], however, our approach to the cobracket is significantly different and simpler, hence, more likely to lead to give

¹Turaev’s version required factoring out by the constant loop; there is a lift to the full space of homotopy classes of loops, given a framing on the surface [AKKN20].

²In a specific sense defined in Section 2

insight into the motivational application described below. Another related result is [?], which constructs Goldman–Turaev expansions from the Khnizhnik–Zamolodchikov connection, a geometric incarnation of the Kontsevich integral.

In more detail, we describe a space $\tilde{\mathcal{T}}$ of formal linear combinations of framed tangles in the handlebody $\mathcal{D}_p \times I$ and operations on this space, which induce the Goldman-Turaev operations in the bottom projection to $D_p \times \{0\}$. The Goldman bracket arises from the commutator associated to the stacking product in a Conway skein quotient of $\tilde{\mathcal{T}}$, defined in Section 4.7, and the Turaev cobracket from taking the difference between a tangle and its vertical flip, again in a Conway quotient. We study the associated graded spaces and operations, and show that the Kontsevich integral is a homomorphic expansion for these tangles, in other words, intertwines the operations with their associated graded counterparts. We show that therefore, the Kontsevich integral descends to a homomorphic expansion for the Goldman-Turaev Lie bialgebra. For the flipping operation and the Turaev cobracket, the precise statements are subtle, and care needs to be taken with the technical details.

1.1. Motivation. The Kashiwara–Vergne equations originally arose from the study of convolutions on Lie groups [?]. The equations were reformulated algebraically in terms of automorphisms of free Lie algebras [?], in this form they are a refinement of the Baker-Campbell-Hausdorff formula for products of exponentials of non-commuting variables.

Kashiwara–Vergne theory has multiple topological interpretations in which Kashiwara–Vergne solutions correspond to certain invariants – called *homomorphic expansions* – of topological objects. The existence of a homomorphic expansion is also called *formality* in the literature, this language is inspired by rational homotopy theory and group theory [?].

One of these topological interpretations is due to the first two authors [BND17], who showed that homomorphic expansions of welded foams – a class of 4-dimensional tangles – are in one to one correspondence with solutions to the KV equations. Recently, a series of papers by Alekseev, Kawazumi, Kuno and Naef [AKKN20,AKKN18b,AKKN18a] drew an analogous connection between KV solutions and homomorphic expansions for the Goldman-Turaev Lie bialgebra for the disc with two punctures (up to non-negligible differences in the technical details). This correspondence was used to generalise the Kashiwara–Vergne equations via considering different surfaces, including those of higher genus.

In other words, there is an intricate algebraic connection between four-dimensional welded foams and the GT Lie bi-algebra, which strongly suggests that there is a topological connection as well. In addition to the inherent interest in tangles in handlebodies, one goal for this paper is to work towards this connection between the two-dimensional Goldman–Turaev Lie bialgebra and four-dimensional welded foams, by constructing a three-dimensional realisation of the Goldman-Turaev Lie bialgebra, with homomorphic expansions which descend to Goldman-Turaev expansions.

There are other papers by Turaev and Massuyeau-Turaev that are not mentioned here. There are also some references that Yusuke mentioned that we should include Turaev’s paper- we can probably pull some of our lemmas from his paper, reference for relationship with HOMFLY, but he does not mention the free associative algebra at all. Our paper is not a subset of his. Skein algebra quantizes — symmetric lie algebra generated by the goldman lie algebra—you can get a poisson algebra, These skien modules quantize that poisson algebra

The paper is organised as follows: Section 2 gives a general algebraic framework for how the Goldman–Turaev operations are induced by tangle operations. In Section 3 we give a brief overview of the Kontsevich integral and the Goldman Turaev Lie bialgebra. In Section 4, we define tangles in handlebodies, relevant operations and Vassiliev filtrations. We identify the associated graded space of tangles as a space of chord diagrams, and introduce the Conway skein quotient. In Section ??, we identify the GoTu Lie biaglebra in a low filtration degree, and prove the main theorem.

Acknowledgements. We are grateful to Anton Alekseev, Gwenel Massuyeau, and Yusuke Kuno for fruitful conversations. DBN was supported by NSERC RGPIN 262178 and RGPIN-2018-04350, and by The Chu Family Foundation (NYC). ZD was partially supported by the ARC DECRA DE170101128. NS was supported by the NSF under Grant No. DMS-1929284 while in residence at the Institute for Computational and Experimental Research in Mathematics in Providence, RI, during the Braids Program. We thank the Sydney Mathematical Research Institute and the University of Sydney for their hospitality, and funding for multiple research visits.

sec:conceptsum

2. CONCEPTUAL SUMMARY

We induce the genus zero Goldman–Turaev operations from tangle operations, in the spirit of “connecting homomorphisms”: this Section is a summary of the basic approach. We provide some proofs which are not immediate and use the words *homomorphic expansions*, and *Goldman–Turaev operations* without definition, only mentioning their basic properties which make this conceptual outline coherent; the definitions follow in Section 3.

In the diagram (2.1), the top and bottom rows are exact and the right and left vertical maps are zero, and therefore, by minor diagram chasing, the middle vertical map λ induces a unique map $\eta : C \rightarrow D$, a degenerate case of a connecting homomorphism. In our applications λ is a difference of two maps λ_1 and λ_2 , whose values differ in E but coincide in a quotient F .

eq:inducedconnhom

$$(2.1) \quad \begin{array}{ccccccc} & & & & \eta & & \\ & & & & \curvearrowright & & \\ & & & & \eta & & \\ A & \longrightarrow & B & \longrightarrow & C & \longrightarrow & 0 \\ \downarrow 0 & & \downarrow \lambda = \lambda_1 - \lambda_2 & & \downarrow 0 & & \\ 0 & \longrightarrow & D & \longrightarrow & E & \longrightarrow & F \end{array}$$

In Section 5 we present two constructions which produce the Goldman bracket and the Turaev cobracket, respectively, as induced homomorphisms η , from corresponding tangle operations λ_1 and λ_2 . The following example is a schematic version of what will become the argument for the Goldman bracket:

Example 2.1. Let A be an associative algebra, and let $\{L_i\}$ denote the lower central series of A . That is, $L_1 := A$, and $L_{i+1} := [L_i, A]$. Then the L_i are Lie ideals, and let $M_i = AL_i = L_iA$ denote the two-sided ideal generated by L_i . The quotient A/M_1 is the abelianisation of A , denoted by A^{ab} . Then we have the following diagram:

eq:SnakeExample

$$(2.2) \quad \begin{array}{ccccccc} 0 & \longrightarrow & K & \longrightarrow & \frac{A}{M_2} \otimes \frac{A}{M_2} & \longrightarrow & A^{ab} \otimes A^{ab} \longrightarrow 0 \\ & & \downarrow 0 & \nearrow \eta & \downarrow [\cdot, \cdot] & & \downarrow 0 \\ 0 & \longrightarrow & \frac{M_1}{M_2} & \longrightarrow & \frac{A}{M_2} & \longrightarrow & A^{ab} \longrightarrow 0 \end{array}$$

Here λ is the algebra commutator, which is indeed the difference between two maps: the multiplication (λ_1) and the multiplication in the opposite order (λ_2). The kernel K of the projection to $A^{ab} \otimes A^{ab}$ is generated by the subalgebras $\left\{ \frac{M_1}{M_2} \otimes \frac{A}{M_2}, \frac{A}{M_2} \otimes \frac{M_1}{M_2} \right\}$ in $\frac{A}{M_2} \otimes \frac{A}{M_2}$. The map η is a well defined commutator map $A^{ab} \otimes A^{ab} \rightarrow \frac{M_1}{M_2}$, given by $\eta(x \otimes y) = [x, y] \bmod M_2$. \square

The goal of this paper is to construct homomorphic expansions (aka formality isomorphisms) for the Goldman-Turaev Lie bialgebra from the Kontsevich integral. In outline, this follows from the naturality property of the construction above, under the associated graded functor, as follows.

Given a short exact sequence

$$0 \longrightarrow A \xleftarrow{\iota} B \xrightarrow{\pi} C \longrightarrow 0,$$

and a descending filtration on B

$$B = B^0 \supseteq B^1 \supseteq B^2 \supseteq \dots \supseteq B^n \supseteq \dots,$$

there is an induced filtration on A given by

$$A = A^0 \supseteq A^1 \supseteq A^2 \supseteq \dots \supseteq A^n \supseteq \dots,$$

where $A^i = \iota^{-1}(\iota A \cap B^i)$. Similarly, there is an induced filtration on C given by

$$C = C^0 \supseteq C^1 \supseteq C^2 \supseteq \dots \supseteq C^n \supseteq \dots$$

where $C^i = \pi(B^i)$.

Lemma 2.2. *If the rows of the diagram (2.1) are exact and filtered so that the filtrations on the left and right are induced from the filtration in the middle, then the induced map η is also filtered.*

Proof. Basic diagram chasing: given $c \in C^n$, since $C^n = \pi(B^n)$, there is a $b \in B^n$ such that $\pi(b) = c$. Since λ is filtered, $\lambda(b) \in E^n$, and $\lambda(b) \in \iota(D)$ by exactness. Since $D^n = \iota^{-1}(\iota(D) \cap E^n)$, we have that $\lambda(b) = \iota(d)$ for a $d \in D^n$. By uniqueness of the induced map, $d = \eta(c)$. \square

The associated graded functor is a functor from the category of filtered algebras (or vector spaces) to the category of graded algebras (or vector spaces). For a filtered algebra

$$A = A^0 \supseteq A^1 \supseteq A^2 \supseteq \cdots \supseteq A^n \supseteq \cdots,$$

the (degree completed) associated graded algebra is defined to be

$$\text{gr } A = \prod_{n=0}^{\infty} A^n / A^{n+1}.$$

The associated graded map of a filtered map is defined in the natural way (as in the proof of Lemma 2.3 below). In general, gr is not an exact functor, but it does preserve exactness for the special class of filtered short exact sequences where the filtrations on A and C are induced from the filtration on B :

lem:ExactGr

Lemma 2.3. *If in the filtered short exact sequence*

$$0 \longrightarrow A \xrightarrow{\iota} B \xrightarrow{\pi} C \longrightarrow 0$$

the filtrations on A and C are induced from the filtration on B , then the associated graded sequence is also exact:

$$0 \longrightarrow \text{gr } A \xrightarrow{\text{gr } \iota} \text{gr } B \xrightarrow{\text{gr } \pi} \text{gr } C \longrightarrow 0.$$

Proof. Since gr is a functor, we know that $\text{gr } \pi \circ \text{gr } \iota = 0$, hence $\text{im } \text{gr } \iota \subseteq \ker \text{gr } \pi$. It remains to show that $\ker \text{gr } \pi \subseteq \text{im } \text{gr } \iota$.

Let $[b] \in B^n / B^{n+1}$, and assume that $\text{gr } \pi([b]) = 0$. Since $\text{gr } \pi([b]) = [\pi(b)] \in C^n / C^{n+1}$, we have $\text{gr } \pi([b]) = 0$ if and only if $\pi(b) \in C^{n+1}$. As the filtration on C is induced from B , we know that $C^{n+1} = \pi(B^{n+1})$. Thus, $\pi(b) \in \pi(B^{n+1})$. Or in other words, there exists $x \in B^{n+1}$ such that $\pi(b) = \pi(x)$. This implies that $\pi(b - x) = 0$ and hence that $b - x \in \iota(A)$ by exactness.

Therefore, $b = x + \iota(a)$ for some $x \in B^{n+1}$ and $a \in A$. It follows that $[b] = [\iota(a)] = \text{gr } \iota([a])$ in B^n / B^{n+1} and hence $\ker \text{gr } \pi \subseteq \text{im } \text{gr } \iota$ as required. \square

gr_induced_is_unique

Corollary 2.4. *If the rows of the diagram in Equation 2.1 are exact, and the filtrations on the left and right are induced from the filtration in the middle, then the rows of the associated graded diagram are also exact, and the unique connecting homomorphism is $\text{gr } \eta$.*

$$(2.3) \quad \begin{array}{ccccccc} 0 & \longrightarrow & \text{gr } A & \longrightarrow & \text{gr } B & \longrightarrow & \text{gr } C \longrightarrow 0 \\ & & \downarrow 0 & \swarrow \text{gr } \eta & \downarrow \text{gr } \lambda & & \downarrow 0 \\ 0 & \longrightarrow & \text{gr } D & \longrightarrow & \text{gr } E & \longrightarrow & \text{gr } F \longrightarrow 0 \end{array}$$

Proof. The exactness of the rows is Lemma 2.3. The induced map is $\text{gr } \eta$ as $\text{gr } \eta$ makes the diagram commute, and the induced map is unique. \square

An expansion for an algebraic structure X is a filtered homomorphism $Z : X \rightarrow \text{gr } X$ (with special properties as explained in Section 3.1). Thus, if expansions exist for each of the spaces A through F , we obtain a multi-cube:

eq:Cube

(2.4)

lem:Naturality

Lemma 2.5. *If, in the multi-cube (2.4) all vertical faces commute, then so does the square:*

eq:HomExp

(2.5)

$$\begin{array}{ccc}
 D & \xleftarrow{\quad \eta \quad} & C \\
 \downarrow Z_D & & \downarrow Z_C \\
 \text{gr } D & \xleftarrow{\quad \text{gr } \eta \quad} & \text{gr } C
 \end{array}$$

Proof. Follows from the uniqueness of the induced maps. □

In Section 5.1, we will show how the Goldman bracket and Turaev cobracket each arise as induced maps η , where $\lambda = \lambda_1 - \lambda_2$ is a difference of tangle operations. Therefore the Kontsevich integral therefore induces an expansion for the Goldman–Turaev operations, and the commutativity of the square (2.5) for each operation is – by definition – the homomorphicity property of the expansion. This homomorphicity is our main result. The non-trivial vertical face of the multi-cube is the one containing λ , and the commutativity of this for each Goldman–Turaev operation will follow from homomorphicity properties of the Kontsevich integral. Namely, the Kontsevich integral (standing in for Z_B and Z_E) intertwines the appropriate tangle operations λ_0 and λ_1 with their associated graded counterparts. This is the idea behind the approach of this paper.

3. PRELIMINARIES: HOMOMORPHIC EXPANSIONS AND THE GOLDMAN-TURAEV LIE BIALGEBRA

subseErBmedKms

3.1. Homomorphic expansions and the framed Kontsevich integral. The Kontsevich Integral is the knot theoretic prototype of a *homomorphic expansion*.

Should we say formality instead of/in addition to homomorphic expansion? Add the reference to the formality/ Lie algebra paper.

Homomorphic expansions (a.k.a. formality isomorphisms, well-behaved universal finite type invariants) provide a connection between knot theory and quantum algebra/Lie theory. We begin with a short review of homomorphic expansions from an algebraic perspective, which is outlined – in a slightly different, finitely presentated case – in [BND17, Section 2]. Kontsevich’s original construction gives an invariant of unframed links; for a detailed introduction, we recommend [CDM12, Section 8], or [Kon93, BN95, Dan10]. In this paper we work primarily with framed links and tangles, thus we briefly review the framed versions of the Vassiliev filtration and Kontsevich integral; for more detail see [CDM12, Sections 3.5 and 9.1] and [LM96].

3.1.1. *Homomorphic expansions.* Let \mathcal{K} denote a given set of knots, links or tangles in \mathbb{R}^3 (e.g., oriented knots), and allow formal linear combinations with coefficients in \mathbb{C} . For links and tangles, allow only linear combinations of embeddings of the same skeleton³. The *Vassiliev filtration* – defined in terms of resolutions of double points $\times = \nearrow - \searrow$ – is a decreasing filtration on this linear extension:

$$\mathbb{C}\mathcal{K} = \mathcal{K}_0 \supseteq \mathcal{K}_1 \supseteq \mathcal{K}_2 \supseteq \dots$$

The degree completed associated graded space of $\mathbb{C}\mathcal{K}$ with respect to the Vassiliev filtration is

$$\mathcal{A} := \prod_{n \geq 0} \mathcal{K}_n / \mathcal{K}_{n+1}.$$

An *expansion* is a filtered linear map $Z : \mathbb{C}\mathcal{K} \rightarrow \mathcal{A}$, such that the associated graded map of Z is the identity $\text{gr } Z = \text{id}_{\mathcal{A}}$.

Usually, \mathcal{K} is equipped with additional operations: examples are knot connected sum, tangle composition, strand orientation reversal, etc. Homomorphic expansions are compatible with these operations, and thus allow for a study of \mathcal{K} via the more tractable associated graded spaces.

Specifically, an expansion is *homomorphic* with respect to an operation m , if it intertwines m with its associated graded operation on \mathcal{A} . That is, $Z \circ m = \text{gr } m \circ Z$. A crucial step towards making effective use of this machinery is to get a handle on the space \mathcal{A} in concrete terms: for example, in classical knot theory, \mathcal{A} has a combinatorial description as a space of *chord diagrams* [CDM12, Chapter 4].

There is a natural map ψ from chord diagrams with i chords to $\mathcal{K}_i / \mathcal{K}_{i+1}$, defined by “contracting chords” as in Figure 1. It is not difficult to establish that ψ is surjective. In the case of classical (oriented, unframed) knots, there are two relations in the kernel of ψ : the 4-Term (4T) and Framing Independence (FI) relations, shown in Figure 2. In fact, these two relations generate the kernel,

³The *skeleton* of a knotted object is the underlying combinatorial object. For example: the skeleton of a link is the number of components; the skeleton of a braid is the underlying permutation; the skeleton of a tangle is the number of strands, connectivity, and number of circle components. In these contexts $\mathbb{C}\mathcal{K}$ is a disjoint union of vector spaces, rather than a single vector space.



FIGURE 1. Example of ψ mapping a chord diagram to a knot with double points by contracting the chords. The right-hand side represents a well-defined element in $\mathcal{K}_3/\mathcal{K}_4$.

fig:psionchord

and ψ descends to an isomorphism on the quotient; this, however, is significantly harder to prove.

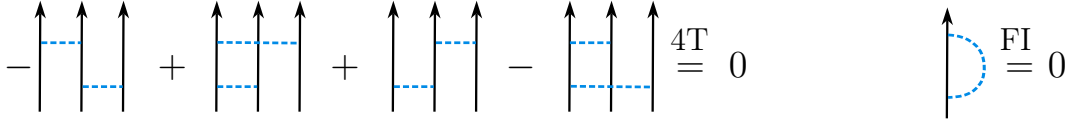


FIGURE 2. The 4T and FI relations, understood as local relations: the strand(s) are part(s) of the skeleton circle, and the skeleton may support additional chords outside the picture shown.

fig:4TFI

The key technique is to construct an expansion as in the following Lemma, [BND17, Proposition 2.7]:

Lemma 3.1. [BND17] *Let $\mathbb{C}\mathcal{K}$ be a filtered vector space (or union of vector spaces), and \mathcal{A} the associated graded space of $\mathbb{C}\mathcal{K}$. Let \mathcal{C} be a “candidate model” for \mathcal{A} : a graded linear space equipped with a surjective homogeneous map $\psi : \mathcal{C} \rightarrow \mathcal{A}$. If there exists a filtered map $Z : \mathbb{C}\mathcal{K} \rightarrow \mathcal{C}$, such that $\psi \circ \text{gr } Z = \text{id}_{\mathcal{A}}$, then ψ is an isomorphism and $\psi \circ Z$ is an expansion for \mathcal{K} .*

lem:assocgradyoga

$$\begin{array}{ccc}
 \mathbb{C}\mathcal{K} & \xrightarrow{Z} & \mathcal{C} \\
 & & \downarrow \psi \\
 & & \mathcal{A} \\
 & \xrightarrow{\text{gr}} & \\
 & & \mathcal{A} \xrightarrow{\text{gr } Z} \mathcal{C} \\
 & & \swarrow \psi \circ \text{gr } Z = \text{id}_{\mathcal{A}} \quad \downarrow \psi \\
 & & \mathcal{A}
 \end{array}$$

In other words, once one finds a candidate model \mathcal{C} for \mathcal{A} , finding an *expansion valued in \mathcal{C}* also implies that ψ is an isomorphism. In classical Vassiliev theory, \mathcal{K} is the space of oriented knots, \mathcal{C} is the space of chord diagrams, and a \mathcal{C} -valued expansion is the Kontsevich integral [Kon93].

3.1.2. *Framed theory.* In this paper we work with *framed* links and tangles, so we give a brief introduction to the framed version of the general theory summarised in the previous section. For simplicity, we consider links for now.

Let $\tilde{\mathcal{K}}$ denote the set of *framed* links in \mathbb{R}^3 : that is, links along with a non-zero section of the normal bundle. A link diagram is interpreted as a framed link using the blackboard framing. The Reidemeister move R1 move changes the blackboard framing, and by omitting it, one obtains a Reidemeister theory for framed links. In analogy with a double point, a *framing change* is defined to be the difference

$$\uparrow := \uparrow_{\rho} - \uparrow.$$

The framed Vassiliev filtration is the descending filtration

$$\tilde{\mathcal{K}} = \tilde{\mathcal{K}}_0 \supseteq \tilde{\mathcal{K}}_1 \supseteq \tilde{\mathcal{K}}_2 \supseteq \dots$$

where $\tilde{\mathcal{K}}_i$ is linearly generated by knots with at least i double points *or framing changes*. The degree completed associated graded space of $\tilde{\mathcal{K}}$ with respect to the framed Vassiliev filtration is

$$\tilde{\mathcal{A}} := \prod_{n \geq 0} \tilde{\mathcal{K}}_n / \tilde{\mathcal{K}}_{n+1}.$$

A natural first guess for a combinatorial description of $\tilde{\mathcal{A}}$ is in terms of chord diagrams with “framing change markings” \uparrow on the skeleton, graded by the number of chords and markings. There is a natural surjective graded map $\tilde{\psi}$ from marked chord diagrams onto $\tilde{\mathcal{A}}$, which is contracts chords as in the classical case, and which replaces each marking \uparrow with a framing change \uparrow . The kernel of $\tilde{\psi}$ includes the $4T$ relation as before.

In place of the FI relation ($\uparrow = 0$), a weaker relation arises from the equality $\uparrow_{\rho} - \uparrow_{\mathfrak{b}} = \uparrow_{\mathfrak{p}}$ in $\tilde{\mathcal{K}}$. In fact, $\uparrow_{\mathfrak{p}} = \uparrow_{\rho} - \uparrow_{\mathfrak{b}} = (\uparrow_{\rho} - \uparrow) + (\uparrow - \uparrow_{\mathfrak{b}})$, and $\uparrow - \uparrow_{\mathfrak{b}} = \uparrow_{\rho} - \uparrow$ modulo $\tilde{\mathcal{K}}_2$. In other words, the following relation is in the kernel of $\tilde{\psi}$:

$$\uparrow_{\mathfrak{p}} = 2 \uparrow.$$

Therefore, it is not necessary to have dedicated notation for the framing change markings, since $\uparrow = \frac{1}{2} \uparrow_{\mathfrak{p}}$. The candidate model for the associated graded space is simply chord diagrams modulo the $4T$ relation, and no FI relation. We denote this space by $\tilde{\mathcal{C}}$.

To show that $\tilde{\psi} : \tilde{\mathcal{C}} \rightarrow \tilde{\mathcal{A}}$ is an isomorphism, it is enough to construct a $\tilde{\mathcal{C}}$ -valued expansion and use Lemma 3.1. This $\tilde{\mathcal{C}}$ -valued expansion is the framed version \tilde{Z} of the Kontsevich integral. For details of this construction see [CDM12, Section 9.1], or [LM96, Gor99].

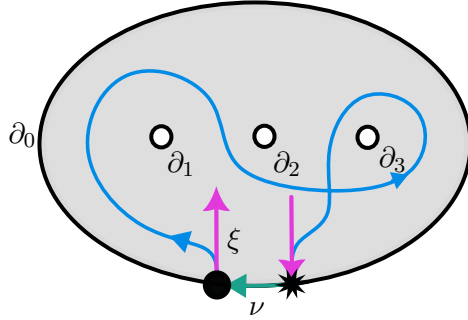


FIGURE 3. D_3 with an immersed loop from \bullet to $*$ with initial tangent vector ξ and terminal tangent vector $-\xi$. The path along the boundary from $*$ to \bullet is ν .

fig:DP

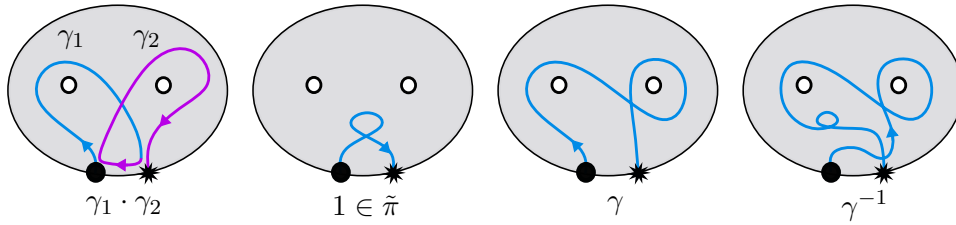


FIGURE 4. The group structure on $\tilde{\pi}$.

fig:DPGroup

subsec:IntroGT

3.2. The Goldman-Turaev Lie bialgebra. In order to define the Goldman-Turaev Lie bialgebra, we need to recall some basic definitions and notation.

Let D_p denote p -punctured disc, with $p+1$ circle boundary components $\partial_0, \partial_1, \dots, \partial_p$, embedded in the complex plane so that ∂_0 is the outer boundary, as in Figure 3. In particular, the plane-embedding specifies a framing (trivialisation of the tangent bundle) on D_p , and thus immersed loops in D_p are equipped with a notion of *rotation number*.

Let $\pi = \pi_1(D_p, *)$ denote the fundamental group of D_p with basepoint $* \in \partial_0$. We denote by $\mathbb{C}\pi$ the group algebra of π .

We also need to consider based paths. Let \bullet and $*$ be two “nearby” basepoints on ∂_0 and ξ be the direction of the inward pointing normal vector to ∂_0 at \bullet and $*$. Let $\tilde{\pi} = \tilde{\pi}_{\bullet,*}$ denote the set of regular homotopy classes of immersed curves $\gamma : ([0, 1], 0, 1) \rightarrow (D_p, \bullet, *)$, so that $\dot{\gamma}(0) = \xi$, and $\dot{\gamma}(1) = -\xi$, as shown in Figure 3. Note that the rotation number is invariant under regular homotopy. Recall that $\tilde{\pi}$ is in fact a group, illustrated in Figure 4 and defined as follows:

- (1) Let ν denote the path from $*$ to \bullet along ∂_0 . The group product $\gamma_1 \cdot \gamma_2$ is the smooth concatenation of γ_1 with ν followed by γ_2 .

- (2) The group identity is the class of paths which, when composed with ν , become contractible loops of rotation number zero.
- (3) The inverse of γ is the concatenation $\overline{\nu\gamma}\nu^*$ where the overline denotes the reverse path, and ν^* includes a negative twist (to ensure that the rotation number of $\gamma \cdot \gamma^{-1}$ is 0). The beginning and end of the path is adjusted in an epsilon neighbourhood of the base points to have inward and outward pointing tangent vectors, as in Figure 4.

Denote by $\mathbb{C}\tilde{\pi}$ the group algebra of $\tilde{\pi}$. There is a forgetful map $\tilde{\pi} \rightarrow \pi$ which maps γ to the (non-regular) homotopy class of $\gamma\nu$. This linearly extends to a forgetful map $\mathbb{C}\tilde{\pi} \rightarrow \mathbb{C}\pi$.

For an algebra A we denote by $|A|$ the *linear*⁴ quotient $A/[A, A]$, where $[A, A]$ denotes the subspace spanned by commutators $[x, y] = xy - yx$ for $x, y \in A$. We denote the quotient (trace) map by $|\cdot| : A \rightarrow |A|$. In our context, $|\mathbb{C}\pi|$ has an explicit description as the \mathbb{C} -vector space generated by homotopy classes of free loops in D_p . In a similar but more subtle fashion, $|\mathbb{C}\tilde{\pi}|$ is spanned by *regular* homotopy classes of immersed free loops, where $|\gamma|$ denotes the class of $\gamma\nu$ as a free immersed loop.

The Goldman–Turaev Lie bialgebra comes in two flavours: *original* and *enhanced*. The original construction of the Goldman bracket is a Lie bracket on $|\mathbb{C}\pi|$. However, the original Turaev cobracket is only well-defined on $|\overline{\mathbb{C}\pi}| = |\mathbb{C}\pi|/\mathbb{C}\mathbf{1}$, the linear quotient by the homotopy class of the constant loop. The space $|\overline{\mathbb{C}\pi}|$ is a Lie bialgebra with this cobracket and the Goldman bracket, which descends from $|\mathbb{C}\pi|$. There is an enhancement [AKKN18b] of the cobracket, which promotes it to $|\mathbb{C}\pi|$, thereby making $|\mathbb{C}\pi|$ a Lie bialgebra under the Goldman bracket and the enhanced cobracket. In [AKKN18b] this enhancement is necessary in order to establish the relationship between the Goldman–Turaev Lie bialgebra and Kashiwara–Vergne theory. To define the enhanced cobracket, a curve in $|\mathbb{C}\pi|$ is lifted to an immersed curve with a fixed rotation number. Below we review the definitions of the Goldman bracket and the enhanced version of the Turaev cobracket.

The Goldman Bracket sums over smoothing intersections between two free loops. For a free loop α in $|\mathbb{C}\pi|$ and a point q on α , denote by α_q the loop α based at q .

def:bracket

Definition 3.2 (The Goldman bracket). Let $\alpha, \beta \in |\mathbb{C}\pi|$ be free loops with homotopy representatives chosen so that there are only finitely many transverse double intersections between α and β . The Goldman bracket $[\cdot, \cdot]_G : |\mathbb{C}\pi| \otimes |\mathbb{C}\pi| \rightarrow |\mathbb{C}\pi|$ is given by

$$[\alpha, \beta]_G := - \sum_{q \in \alpha \cap \beta} \varepsilon_q |\alpha_q \beta_q|,$$

⁴Not to be confused with the abelianisation of A . In particular, $|A|$ does not inherit an algebra structure from A .

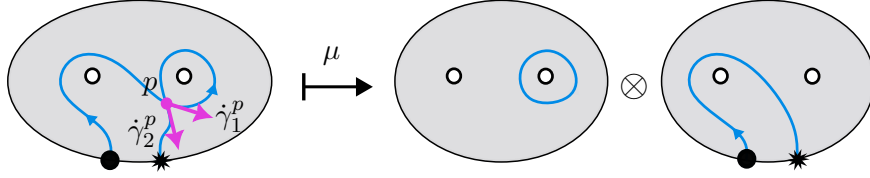


fig: defmu

FIGURE 5. Example of the self intersection map μ where $\epsilon_p = -1$.

where $\epsilon_q = \varepsilon(\dot{\alpha}_q, \dot{\beta}_q) \in \{\pm 1\}$ is the local intersection number of α and β at q , $\alpha_q \beta_q$ is the concatenation of α_q and β_q , and the extension to $|\mathbb{C}\pi|$ is linear. Then one easily checks that $[\cdot, \cdot]_G$ is a Lie bracket on $|\mathbb{C}\pi|$.

The original definition of the Turaev cobracket is similar, but uses self intersections of a curve in place of the intersections between two curves. Unfortunately, it is not well-defined with respect to the Reidemeister 1 relation for free homotopy curves, hence the need for the enhancement. We construct the (enhanced) cobracket via a self-intersection map for *based* curves, as in [AKKN18b, Section 5.2]; this definition lends itself well to direct comparison with the three-dimensional operations of Section 5. For a based curve γ in $\mathbb{C}\pi$, the idea is to “snip off” portions of γ at self intersection points to get two curves, one of which is based and the other free. Figure 5 shows an example.

The sign here (with the minus sign in front) matches with AKKN higher genus 0, but is the opposite of Goldman’s original definition. Our current multiplication and bracket matches the sign here, so if we change the sign then we should change the stacking order of our multiplication.

def: mu

Definition 3.3 (The self-intersection map). For $\gamma \in \mathbb{C}\pi$, let $\tilde{\gamma} \in \mathbb{C}\tilde{\pi}$ denote a path such that $\tilde{\gamma}\nu$ is homotopic to γ ; and such that $\tilde{\gamma}$ has only transverse double points, and $\text{rot}(\tilde{\gamma}) = 1/2$ (hence, $\text{rot}(\tilde{\gamma}\nu) = 0$). Let $\tilde{\gamma} \cap \tilde{\gamma}$ denote the set of double points. The self intersection map μ is defined as follows:

$$\mu : \mathbb{C}\pi \rightarrow |\mathbb{C}\pi| \otimes \mathbb{C}\pi$$

$$\mu(\gamma) = - \sum_{p \in \tilde{\gamma} \cap \tilde{\gamma}} \varepsilon_p |\tilde{\gamma}_{t_1^p t_2^p}| \otimes \tilde{\gamma}_{0 t_1^p} \tilde{\gamma}_{t_2^p 1},$$

where t_1^p and t_2^p are the first and second time parameter in $[0, 1]$ where $\tilde{\gamma}$ goes through p ; where $\tilde{\gamma}_{rs}$ denotes the path traced by $\tilde{\gamma}$ from $t = r$ to $t = s$; the sign $\varepsilon_p = \varepsilon(\dot{\tilde{\gamma}}(t_1^p), \dot{\tilde{\gamma}}(t_2^p)) \in \{\pm 1\}$ is the local self-intersection number; and the formula extends to $\mathbb{C}\pi$ linearly.

The Turaev cobracket is obtained from μ by closing off the path component and making the tensor product alternating: this descends to a map on $|\mathbb{C}\pi|$, as follows.

Definition 3.4 (The Turaev co-bracket). The Turaev cobracket δ is the unique linear map which makes the following diagram commute, where $\text{Alt}(x \otimes y) =$

$$x \otimes y - y \otimes x = x \wedge y:$$

$$\begin{array}{ccc}
 \mathbb{C}\pi & \xrightarrow{\mu} & |\mathbb{C}\pi| \otimes \mathbb{C}\pi \xrightarrow{1 \otimes |\cdot|} |\mathbb{C}\pi| \otimes |\mathbb{C}\pi| \\
 \downarrow |\cdot| & & \downarrow \text{Alt} \\
 |\mathbb{C}\pi| & \xrightarrow{\delta} & |\mathbb{C}\pi| \wedge |\mathbb{C}\pi|
 \end{array}$$

3.3. Associated graded Goldman-Turaev Lie bialgebra. There I-adic filtration on $\mathbb{C}\pi$ is the filtration by powers of the augmentation ideal $\mathcal{I} = \langle \{\alpha - 1\}_{\alpha \in \pi} \rangle$:

$$\mathbb{C}\pi = \mathcal{I}^0 \supseteq \mathcal{I} \supseteq \mathcal{I}^2 \supseteq \dots$$

By the 1930's work of Magnus [Mag35], the associated graded algebra of $\mathbb{C}\pi$ with respect to this filtration is the degree completed free algebra $\text{FA} = \text{FA}\langle x_1, \dots, x_p \rangle$:

Proposition 3.5. *Given the set of standard generators $\{\gamma_i\}_{i=1}^p$ for π , the exponential expansion $\varphi(\gamma_i^{\pm 1}) = e^{\pm x_i}$ defines an isomorphism of algebras $\text{gr } \mathbb{C}\pi \rightarrow \text{FA}$.*

The I-adic filtration of $\mathbb{C}\pi$ descends to a filtration on $|\mathbb{C}\pi|$:

$$|\mathbb{C}\pi| = |\mathcal{I}^0| \supseteq |\mathcal{I}| \supseteq |\mathcal{I}^2| \supseteq \dots$$

The completed associated graded vector space for $|\mathbb{C}\pi|$ with respect to this filtration is, by definition

$$\text{gr } |\mathbb{C}\pi| = \prod_{n=0}^{\infty} |\mathcal{I}^n|/|\mathcal{I}^{n+1}|.$$

The exponential expansion descends to give an isomorphism $\text{gr } |\mathbb{C}\pi| \cong |\text{FA}|$, where $|\text{FA}|$ denotes the linear quotient $|\text{FA}| = \text{FA}/[\text{FA}, \text{FA}]$. The vector space $|\text{FA}|$ is spanned by cyclic words in letters x_1, \dots, x_p , that is, words modulo cyclic permutations of the letters.

Therefore, $|\text{FA}|$ carries the structure of a Lie bialgebra under $\text{gr}[\cdot, \cdot]_G$ and $\text{gr } \delta$ [AKKN18a, Section 3]. Note that the Goldman bracket and the Turaev co-bracket are not strictly filtered maps, as they both shift filtered degree down by one⁵. For example, if $x \in |\mathcal{I}^r|$ and $y \in |\mathcal{I}^s|$, then $[x, y]_G \in |\mathcal{I}^{r+s-1}|$. Correspondingly, the associated graded operations are maps of degree -1 .

Figure 6 shows a schematic calculation of the graded Goldman bracket, with cyclic words represented diagrammatically as letters along a circle. The graded Goldman bracket sums over matching pairs of letters in z and w , joins the circles at the matching letter, and takes the difference of the two ways of including only one copy of the letter in the new cyclic word. Stated algebraically, this is summarised as follows:

⁵In [AKKN18a, Sections 3.3, 3.4] the down-shifts are by up to two filtered degrees, as the generating curves around genera and those around boundary components carry different weights. In our genus zero setting this translates to a simple shift of -1 .

Leger

No, φ doesn't define the isomorphism. The isomorphism is defined independently of φ & δ only proves that it is right.

same issue.

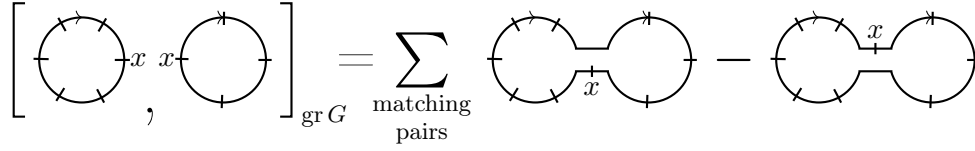


FIGURE 6. A schematic diagrammatic example of the graded Goldman bracket.

fig:grbracket

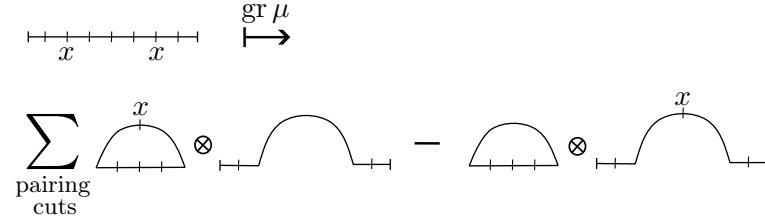


FIGURE 7. A schematic diagrammatic example of the graded Self-intersection map, $\text{gr } \mu$.

fig:grmu

Proposition 3.6. [AKKN18a, Section 3.3] Let $z = |z_1 \cdots z_l|$ and $w = |w_1 \cdots w_m|$ be two cyclic words in $|\text{FA}|$. The graded Goldman bracket

$$\text{gr}([-, -]_G) = [-, -]_{\text{gr} G} : |\text{FA}| \otimes |\text{FA}| \rightarrow |\text{FA}|$$

is given by:

$$[z, w]_{\text{gr} G} = \sum_{j,k} \delta_{z_j, w_k} (|w_1 \cdots w_{k-1} z_{j+1} \cdots z_l z_1 \cdots z_j w_{k+1} \cdots w_m| - |w_1 \cdots w_{k-1} z_j \cdots z_l z_1 \cdots z_{j-1} w_{k+1} \cdots w_m|),$$

where δ_{z_j, w_k} is the Kronecker delta.

Figure 7 shows a schematic diagrammatic calculation of the graded self-intersection map μ , as a sum over *pairing cuts*. A pairing cut identifies two matching letters in a word, and splits the word along a chord connecting these matching letters. The graded self-intersection map outputs the tensor product of the resulting cyclic word and the remainder of the associative word. In formulas:

we should define the associated grade μ as well - it's just like the cobracket but easier

Proposition 3.7. [AKKN18a, Section 3.4] Let $w = w_1 \cdots w_m \in \text{As}_p$. The graded self-intersection map

$$\text{gr}(\mu) = \mu_{\text{gr}} : \text{FA} \rightarrow |\text{FA}| \otimes \text{FA}$$

is given by:

$$\mu_{\text{gr}}(w) = \sum_{j < k} \delta_{w_j, w_k} (|w_j \cdots w_{k-1}| \otimes w_1 \cdots w_{j-1} w_{k+1} \cdots w_m - |w_{j+1} \cdots w_{k-1}| \otimes w_1 \cdots w_j w_{k+1} \cdots w_m),$$

where δ_{w_j, w_k} denotes the Kronecker delta.

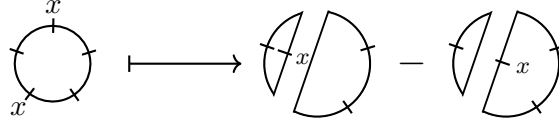


FIGURE 8. An example pairing cut of a cyclic word as a term in the graded Turaev cobracket. **Figure is incorrect**

fig:paircut

Figure 8 shows a schematic diagrammatic definition of the graded Turaev cobracket, again as a sum over *pairing cuts*. A pairing cut in a cyclic word identifies a pair of coinciding letters, and cuts the cycle into two cycles along the chord connecting the matching letters. To obtain the cobracket, one takes a sum of wedge products of the resulting split cyclic words, adding one copy of the coinciding letter to either side, as shown in Figure 8 and expressed in formulas below:

Proposition 3.8. [AKKN18a, Section 3.4] Let $w = w_1 \dots w_m \in |As_p|$. The graded Turaev cobracket

$$\text{gr}(\delta) = \delta_{\text{gr}} : |FA| \rightarrow |FA| \wedge |FA|$$

is given by

$$\delta_{\text{gr}}(w) = \sum_{j < k} \delta_{w_j, w_k} (|w_j \dots w_{k-1}| \wedge |w_{k+1} \dots w_m w_1 \dots w_{j-1}| + |w_k \dots w_m w_1 \dots w_{j-1}| \wedge |w_{j+1} \dots w_{k-1}|),$$

where δ_{w_j, w_k} denotes the Kronecker delta⁶.

4. EXPANSIONS FOR TANGLES IN HANDLEBODIES

sec:TangleSetUp

4.1. Framed oriented tangles. Consider the space $\mathbb{C}\tilde{\mathcal{T}}$ of framed, oriented tangles in a genus p handlebody, with formal linear combinations. We show that homomorphic expansions on $\mathbb{C}\tilde{\mathcal{T}}$ descend to homomorphic expansions on the Goldman-Turaev Lie biagebra. This section introduces the space $\mathbb{C}\tilde{\mathcal{T}}$.

Let M_p denote the manifold $D_p \times I$ where D_p is a disc in the complex plane with p points removed. While M_p is not a compact manifold, knot theory in M_p is equivalent to knot theory in a genus p handlebody. For the purpose of the Kontsevich integral, we identify D_p with a square in the complex plane with p points removed, so M_p can be drawn as a cube with p vertical lines removed; we call these lines the *poles*, as shown in Figure 10. We refer to $D_p \times \{0\}$ as the “floor” or “bottom”, and $D_p \times \{1\}$ as the “ceiling” or “top”. The “back wall” is the north ($i \in \mathbb{C}$) edge of D_p times $[0, 1]$.

⁶Apologies for the notation clash.

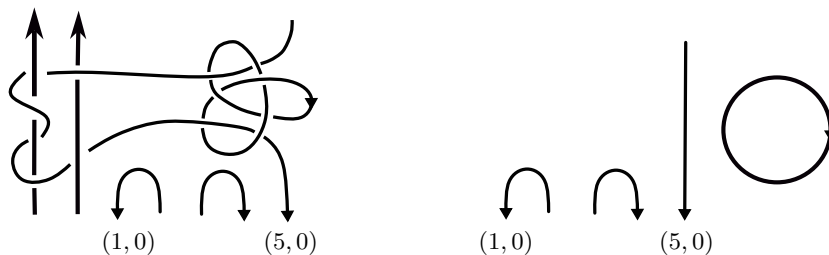


FIGURE 9. On the left is a tangle in M_2 , and on the right is schematic diagram of the skeleton of the tangle. The skeleton of the tangle is the combinatorial data given by the following set of order pairs and the integer 1: $\{[(2, 0), 0], [(1, 0), 0)], [(3, 0), 0], [(4, 0), 0)], [(5, 0), 1], [(5, 0), 0)], 1\}$

fig:skeleton

def:tangle

Definition 4.1. An oriented tangle T in M_p is an embedding of an oriented compact 1-manifold

$$(S, \partial S) \hookrightarrow (M_p, D_p \times \{0\} \cup D_p \times \{1\}).$$

The interior of S lies in the interior of M_p , and the boundary points of S are mapped to the top or bottom. Oriented tangles in M_p are considered up to ambient isotopy fixing the boundary. We denote the set of isotopy classes by \mathcal{T} .

Definition 4.2. A *framing* for an oriented tangle T in M_p is a continuous choice of unit normal vector at each point of T , which is fixed pointing in the north direction ($i \in \mathbb{C}$) at the boundary points. *Framed oriented tangles* in M_p are considered up to ambient isotopy fixing the boundary. We denote the set of isotopy classes of framed oriented tangles by $\tilde{\mathcal{T}}$.

Henceforth, any tangle is assumed to be framed and oriented unless otherwise stated. The skeleton of a tangle is the underlying combinatorial information with the topology forgotten:

def:skeleton

Definition 4.3. The *skeleton* $\sigma(T)$ of a tangle $T = (S \hookrightarrow M_p)$ – see Figure 9 – is the set of tangle endpoints $P_{bot} \subseteq D_p \times \{0\}$ and $P_{top} \subseteq D_p \times \{1\}$, along with

- (1) A partition of $P_{bot} \cup P_{top}$ into ordered pairs given by the oriented intervals of S .
- (2) A non-negative integer k : the number of circles in S .

The skeleton of a framed tangle is the same as the skeleton of the underlying unframed tangle. The set of framed tangles in M_p with skeleton S is denoted $\tilde{\mathcal{T}}(S)$. For example, $\tilde{\mathcal{T}}(\bigcirc)$ is the set of framed knots in M_p .

The linear extension of $\tilde{\mathcal{T}}(S)$, denoted $\mathbb{C}\tilde{\mathcal{T}}(S)$, is the vector space of \mathbb{C} -linear combinations of tangles in $\tilde{\mathcal{T}}(S)$. We denote by $\mathbb{C}\tilde{\mathcal{T}}$ the disjoint union $\bigsqcup_S \mathbb{C}\tilde{\mathcal{T}}(S)$ over all skeleta S , identified at 0. Tangles with different skeleta cannot be linearly combined.

Maybe it would be better to define $P_{bot}, P_{top} \subseteq D_p$ and then say $P_{bot} \times \{0\}$ and $P_{top} \times \{1\}$ are the tangle endpoints. Then it would make descriptions of tangle operations easier, as well as the info in figure 9.

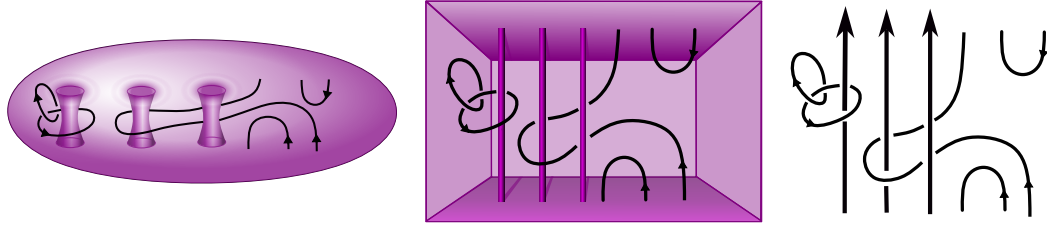


FIGURE 10. An example of a tangle in M_3 , drawn first in a handlebody, secondly in a cube with poles, and lastly as a tangle diagram projected to the back wall of the cube.

fig:polestudio

We can look at tangles in M_p using tangle diagrams in two different ways, by projecting either to the back wall of M_p or to the floor.

If we project to the back wall, an ℓ -component tangle in M_p can be diagrammatically represented as a tangle diagram with p straight vertical “poles”, and ℓ tangle “strands” of circle and interval components. The strands pass over (in front of) and under (behind) the poles and other strands, as shown on the right in Figure 10. The poles are equipped with an orientation coming from the parametrization in $M_p \cong D_p \times I$, and in figures we draw them oriented upwards, unless otherwise stated. By Reidemeister’s theorem, $\tilde{\mathcal{T}}$ is equivalent to such diagrams modulo the Reidemeister moves R2 and R3. (No R1, as the tangles are framed.)

By projecting instead to the floor $D_p \times \{0\}$ of the cube, a tangle in M_p is represented by a tangle diagram in D_p . The R2 and R3 moves continue to apply. The endpoints of the tangle are fixed: bottom endpoints are denoted by dots, top endpoints are denoted by stars. Strands of the tangle diagram can pass over bottom endpoints, or under top endpoints, as shown in Figure 11. However, the strands cannot pass over the punctures in D_p .

sec:opsonT

4.2. Operations on $\tilde{\mathcal{T}}$. There are several useful operations defined on $\tilde{\mathcal{T}}$. These operations extend naturally to $\mathbb{C}\tilde{\mathcal{T}}$, and are used in Section 5 to relate quotients of $\mathbb{C}\tilde{\mathcal{T}}$ to the Goldman-Turaev Lie bialgebra.

- *Stacking:* Given tangles $T_1, T_2 \in M_p$, if the top endpoints of $\sigma(T_1)$ match the bottom endpoints of $\sigma(T_2)$ in D_p , and the orientations on the strands of T_1 and T_2 agree at the matching endpoints, then we can stack T_2 on top of T_1 and shrink the height to get a new tangle $T_1 T_2 \in M_p$.
- *Strand addition:* The *strand addition* operation adds a non-interacting additional strand to a tangle T at a point $q \in D_p$ to get a new tangle $T \sqcup_q \uparrow$. More precisely, pick a contractible $U \subseteq D_p$ such that T is contained entirely in $U \times [0, 1]$ and a point $q \in D_p$ outside of U . The tangle $T \sqcup_q \uparrow$ is T together with an upward-oriented vertical strand $q \times I$ at q .
- *Strand orientation switch:* This operation reverses the orientation of a given strand of the tangle.

check this section
reference after Section 4
is finalised

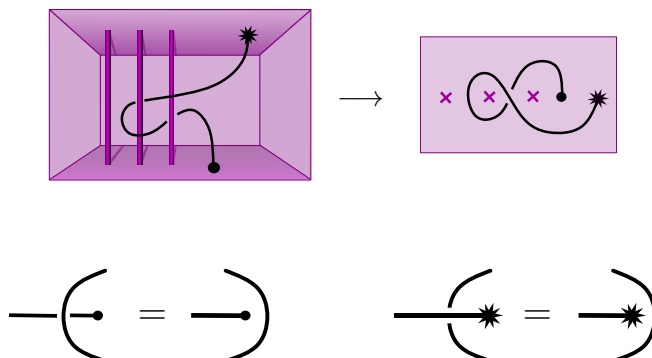


FIGURE 11. An example of a tangle in M_3 projected to the bottom floor of the cube. Strands of a tangle diagram can pass over bottom endpoints (dot) or under top endpoints (star).

fig:BottomDiagram

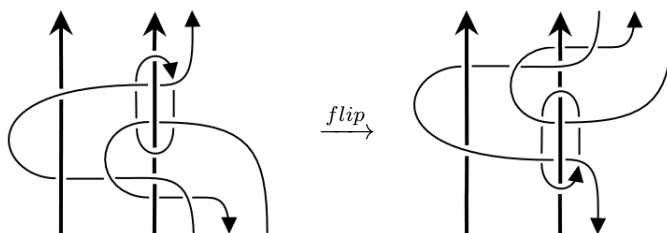


FIGURE 12. A tangle in M_2 and its flip

fig:flip

- *Flip*: Given a tangle T in M_p , the flip of a tangle T in M_p , denoted \bar{T} , is the mirror image of T with respect to the ceiling, as shown in Figure 12. When T is flipped, each top boundary point $(q, 1)$ becomes a bottom boundary point $(q, 0)$, and vice versa. The orientations and framing of the strands of T are reflected along with the strands. However, the orientations of the poles remain ascending. Equivalently, we can define the flip operation as reversing the parametrisation of I in $M_p \cong D_p \times I$. This, in effect, flips the orientation of the poles but changes nothing else.

In section 5.1, we relate commutator of tangles with respect to stacking, given by $[T_1, T_2] = T_1T_2 - T_2T_1$, to the Goldman bracket, and in section 5.2 we relate the flip operation to the Turaev cobracket.

sec:t-filtration

4.3. **The t -filtration on $\tilde{\mathcal{T}}$ and the associated graded $\tilde{\mathcal{A}}$.** There are different filtrations on the space $\mathbb{C}\tilde{\mathcal{T}}$ that one might consider in setting up a Vassiliev theory. In line with classical notation of Vassiliev invariants, we denote by a double point

the difference between an over-crossing and an under-crossing:

$$\overline{\times} = \nearrow \times - \nwarrow \times$$

In the context of tangles in M_p , double points come in two varieties: *pole-strand*, if the crossing occurs between a pole and a tangle strand, and *strand-strand*, if the crossing occurs between two tangle strands.

The main filtration we consider on $\mathbb{C}\tilde{\mathcal{T}}$ is the filtration by the total number of double points of either type, as well as strand framing changes (as described in Section 3.1). We call this the *total filtration*, or simply *t-filtration*, and write it as

$$\mathbb{C}\tilde{\mathcal{T}} = \tilde{\mathcal{T}}_0 \supseteq \tilde{\mathcal{T}}_1 \supseteq \tilde{\mathcal{T}}_2 \supseteq \tilde{\mathcal{T}}_3 \supseteq \cdots$$

where $\tilde{\mathcal{T}}_t$ is the set of linear combinations of framed tangle diagrams with at least t total double points and strand framing changes.

Definition 4.4. The associated graded space of $\mathbb{C}\tilde{\mathcal{T}}$ with respect to the total filtration is

$$\tilde{\mathcal{A}} := \text{gr } \mathbb{C}\tilde{\mathcal{T}} = \prod_{t \geq 0} \tilde{\mathcal{T}}_t / \tilde{\mathcal{T}}_{t+1}.$$

The degree t component of $\tilde{\mathcal{A}}$ is $\tilde{\mathcal{A}}_t := \tilde{\mathcal{T}}_t / \tilde{\mathcal{T}}_{t+1}$.

Remark 4.5. Modulo $\tilde{\mathcal{T}}_2$, $\uparrow \bowtie = \uparrow \rho - \uparrow = \uparrow - \uparrow \flat$. As a result, in $\tilde{\mathcal{A}}$, a framing change can always be represented as $\frac{1}{2}$ a double point as

$$\uparrow \flat = \uparrow \rho - \uparrow \flat = (\uparrow \rho - \uparrow) + (\uparrow - \uparrow \flat) = 2\uparrow \bowtie.$$

As in classical Vassiliev theory (cf. section 3.1), the associated graded space $\tilde{\mathcal{A}}$ has a combinatorial description in terms of *chord diagrams*.

Definition 4.6. A *chord diagram* on a tangle skeleton is an even number of marked points on the poles and skeleton strands, up to orientation preserving diffeomorphism, along with a perfect matching on the marked points – that is, a partition of marked points into unordered pairs. In diagrams, the pairs are connected by a *chord*, indicated by a dotted line, as in Figure 13(A).

Definition 4.7. A chord diagram is *admissible* if all chords connect strands to strands, or strands to poles. That is, there are no pole-pole chords in an admissible diagram, see Figure 13(A) for an example.

Definition 4.8. The space $\mathcal{D}(S)$ of *admissible chord diagrams on a diagram S* is the space of \mathbb{C} -linear combinations of admissible chord diagrams on the skeleton S factored out by *admissible 4T* relations, shown in Figure ???. Admissible 4T relations are 4T relations in the classical sense, subject to the condition that all four terms are admissible⁷. That is,

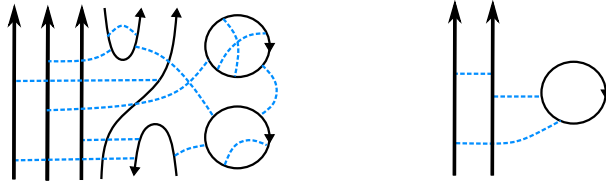
⁷Equivalently, a 4T relation is admissible if at most one of the three skeleton components involved is a pole.

rem:2frame=double

def:admissible

def:cdspace

Do we need the concept of “admissible 4T”? Since 4T is a relation, so just saying “admissible chord diagrams mod 4T” would only apply 4T to admissible diagrams?



(A) Two chord diagrams: an admissible one (left) that doesn't contain any pole-pole chords, and non-admissible one (right) that does contain a pole-pole chord.

ssibleNonAdmissible

$$\begin{array}{c} \uparrow \\ \uparrow \\ \uparrow \\ \uparrow \end{array} + \begin{array}{c} \uparrow \\ \uparrow \\ \uparrow \\ \uparrow \end{array} - \begin{array}{c} \uparrow \\ \uparrow \\ \uparrow \\ \uparrow \end{array} - \begin{array}{c} \uparrow \\ \uparrow \\ \uparrow \\ \uparrow \end{array} = 0$$

(B) The 4T relation, which is admissible if at most one of the three skeleton components is a pole.

fig:Admissible 4T

FIGURE 13. Examples of admissible and non-admissible chord diagrams, and the 4T relation

fig:admissible

$$\mathcal{D}(S) = \frac{\{\text{linear combinations of admissible chord diagrams on } S\}}{\{\text{admissible } 4T \text{ relations}\}}$$

The space $\mathcal{D}(S)$ is a graded vector space, where the degree is given by the number of chords. Denote the degree t component of $\mathcal{D}(S)$ by $D_t(S)$. Let \mathcal{D} be the disjoint union $\sqcup_S \mathcal{D}(S)$, identified at 0. We denote the degree t component of \mathcal{D} by $\mathcal{D}_t = \sqcup_S D_t(S)$.

There is a familiar isomorphism from classical finite type theory

$$\psi : \mathcal{D} \rightarrow \tilde{\mathcal{A}}.$$

In degree t , $\psi_t : \mathcal{D}_t \rightarrow \tilde{\mathcal{T}}_t/\tilde{\mathcal{T}}_{t+1}$, is defined as before by contracting chords to double points, as shown in Figure 14. This may create other crossings, but modulo $\tilde{\mathcal{T}}_{t+1}$ it does not matter which skeleton component is over or under at these crossings.

add reference for theorem?

thm:tassocgraded

Theorem 4.9. *The map $\psi : \mathcal{D} \rightarrow \tilde{\mathcal{A}}$ is an isomorphism.*

We prove that ψ is an isomorphism by showing that it is well-defined and surjective, then using lemma 3.1 to show that it is an isomorphism.

Lemma 4.10. *The map ψ is well-defined and surjective.*

Proof. To show ψ is well-defined, it suffices to show that admissible 4T relations in \mathcal{D}_t are in the kernel of ψ . This is shown in Figure 15. For surjectivity, a framing change in $\tilde{\mathcal{A}}$ can always be written as one half a double point, as described in Remark 4.5. So all framing changes are in the image of ψ , and ψ is surjective. \square

thm:Zwelldefined

Lemma 4.11. *The Kontsevich integral Z is a well-defined filtered map from $\mathbb{C}\tilde{\mathcal{T}}$ to \mathcal{D} such that $\psi \circ \text{gr } Z = \text{id}_{\tilde{\mathcal{A}}}$.*

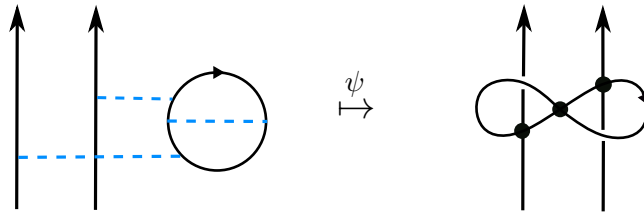


FIGURE 14. Example of ψ with the right hand side viewed as an element of $\tilde{\mathcal{T}}_3/\tilde{\mathcal{T}}_4$. Different choices of over or under crossings with the poles only differ by elements of $\tilde{\mathcal{T}}_4$.

fig:psi

$$\begin{aligned} \psi \left(- \left(\begin{array}{c} \uparrow \\ \uparrow \\ \uparrow \\ \uparrow \\ \uparrow \\ \uparrow \\ \uparrow \\ \uparrow \end{array} \right) + \left(\begin{array}{c} \uparrow \\ \uparrow \\ \uparrow \\ \uparrow \\ \uparrow \\ \uparrow \\ \uparrow \\ \uparrow \end{array} \right) + \left(\begin{array}{c} \uparrow \\ \uparrow \\ \uparrow \\ \uparrow \\ \uparrow \\ \uparrow \\ \uparrow \\ \uparrow \end{array} \right) - \left(\begin{array}{c} \uparrow \\ \uparrow \\ \uparrow \\ \uparrow \\ \uparrow \\ \uparrow \\ \uparrow \\ \uparrow \end{array} \right) \right) &= - \left(\begin{array}{c} \uparrow \\ \uparrow \\ \uparrow \\ \uparrow \\ \uparrow \\ \uparrow \\ \uparrow \\ \uparrow \end{array} \right) + \left(\begin{array}{c} \uparrow \\ \uparrow \\ \uparrow \\ \uparrow \\ \uparrow \\ \uparrow \\ \uparrow \\ \uparrow \end{array} \right) + \left(\begin{array}{c} \uparrow \\ \uparrow \\ \uparrow \\ \uparrow \\ \uparrow \\ \uparrow \\ \uparrow \\ \uparrow \end{array} \right) - \left(\begin{array}{c} \uparrow \\ \uparrow \\ \uparrow \\ \uparrow \\ \uparrow \\ \uparrow \\ \uparrow \\ \uparrow \end{array} \right) \\ &= \left(\begin{array}{c} \uparrow \\ \uparrow \\ \uparrow \\ \uparrow \\ \uparrow \\ \uparrow \\ \uparrow \\ \uparrow \end{array} \right) - \left(\begin{array}{c} \uparrow \\ \uparrow \\ \uparrow \\ \uparrow \\ \uparrow \\ \uparrow \\ \uparrow \\ \uparrow \end{array} \right) = 0 \end{aligned}$$

FIGURE 15. The proof that $\psi : \mathcal{D} \rightarrow \tilde{\mathcal{A}}$ is well defined. The figure is understood locally: If the figure is a map in the degree t component, then the chord diagrams have $t - 2$ other chords that are not shown but in the same position throughout all four terms, and similarly, the tangles have $t - 2$ other double points that are not shown, but in the same positions throughout all the terms.

fig:psicomputation

Proof. The image of Z on an element in \mathcal{CT} will be a chord diagram on a skeleton with p poles and some number of circles. Since the poles in M_p are parallel, any pair of points (z_i, z'_i) on the poles will be constant, the form $dz_i - dz'_i = 0$, and the contribution to the integral will be zero. Therefore chord diagrams in the image of Z don't contain pole-pole chords, so they are always admissible. So Z indeed always lands in \mathcal{D} .

It remains to show that $\psi \circ \text{gr } Z = \text{id}_{\tilde{\mathcal{A}}}$.

$$\begin{array}{ccc} \mathcal{CT} & \xrightarrow{Z} & \mathcal{D} \\ & & \downarrow \psi \\ & & \tilde{\mathcal{A}} \end{array} \quad \xrightarrow{\text{gr}} \quad \begin{array}{ccc} \tilde{\mathcal{A}} & \xrightarrow{\text{gr } Z} & \mathcal{D} \\ \psi \circ \text{gr } Z = \text{id}_{\tilde{\mathcal{A}}} & \searrow & \downarrow \psi \\ & & \tilde{\mathcal{A}} \end{array}$$

$$0 = \begin{array}{c} \uparrow \\ \circlearrowleft \\ \downarrow \end{array} \rightarrow - \begin{array}{c} \uparrow \\ \oplus \\ \downarrow \end{array} \rightarrow = - \begin{array}{c} \uparrow \\ \circlearrowleft \\ \downarrow \end{array} + \begin{array}{c} \uparrow \\ \oplus \\ \downarrow \end{array} + \begin{array}{c} \uparrow \\ \circlearrowright \\ \downarrow \end{array} - \begin{array}{c} \uparrow \\ \oplus \\ \downarrow \end{array}$$

FIGURE 16. **DUMMY IMAGE!!!** placeholder for picture of chord diagram stacking and flip

chorddiagoperations

Recall that for a filtered map $f : A \rightarrow B$, the associated graded $\text{gr } f : \text{gr } A \rightarrow \text{gr } B$ is defined on graded components by $[a] \in A_t/A_{t+1} \mapsto [f(a)] \in B_t/B_{t+1}$. We consider $\text{gr } Z : \tilde{\mathcal{A}} \rightarrow \mathcal{D}$. Let $[T] \in \tilde{\mathcal{T}}_t/\tilde{\mathcal{T}}_{t+1}$ so that T is a tangle in M_p with at least t double points. Note that it's always possible to pick such a representative, since a framing change can be written as $\frac{1}{2}$ times a double point in $\tilde{\mathcal{T}}_t/\tilde{\mathcal{T}}_{t+1}$. Then $Z(T)$ is a sum of chord diagrams with $e^{\frac{C}{2}} - e^{-\frac{C}{2}}$ at each chord C corresponding to each double point in T . All terms with degree less than t are zero, so the value of $\text{gr } Z(T)$ depends only on the degree t term of $Z(T)$. The degree t term is a single chord diagram with a single chord for each double point, so applying ψ to this turns all the chords back to double points, which up to crossing changes in $\tilde{\mathcal{T}}_{t+1}$, is just $[T]$. Therefore $\psi \text{ gr } Z = \text{id}_{\tilde{\mathcal{A}}}$. Since $\psi \text{ gr } Z = \text{id}_{\tilde{\mathcal{A}}}$. \square

The next corollary is immediate from lemma 3.1.

Corollary 4.12. *The map $\psi : \mathcal{D} \rightarrow \tilde{\mathcal{A}}$ is an isomorphism and Z is an expansion for $\tilde{\mathcal{T}}$.*

Now it is established that $\tilde{\mathcal{A}}$ can be identified with the space of admissible chord diagrams \mathcal{D} . For a skeleton S , define $\tilde{\mathcal{A}}(S)$ to be the space of admissible chord diagrams on the skeleton S , so that $\tilde{\mathcal{A}}(S)$ is the associated graded of $\mathbb{C}\tilde{\mathcal{T}}(S)$. For example, $\tilde{\mathcal{A}}(\bigcirc)$ is the associated graded of $\mathbb{C}\tilde{\mathcal{T}}(\bigcirc)$, the space of knots in M_p .

4.4. Operations on $\tilde{\mathcal{A}}$. The operations *stacking* and *flip* on \mathcal{T} induce operations by the same names on $\tilde{\mathcal{A}}$. In view of Theorem 4.9, we give descriptions of these operations using chord diagrams.

The operation *stacking* is given by stacking D_1 on top of D_2 by concatenating the the top ends of the poles in D_2 to the bottom ends of the poles in D_1 to get D_1D_2 , see Figure 16. It is clear from the definition of ψ that this is the correct chord diagram description of stacking, and as in \mathcal{T} , is only defined when the endpoints of D_1 and D_2 match appropriately.

The operation *flip* reflects a chord diagram with respect to a "mirror on the ceiling", reverses the orientations of the poles so that they are the same as they were originally, and adds a factor of $(-1)^m$, where m is the total number of marked points on the poles. The factor of $(-1)^m$ comes from the fact that reversing the orientation of one strand at a double point is the same as multiplying by a factor of -1 . See Figure 16.

prop:Zhomom

Proposition 4.13. *The Kontsevich integral Z is homomorphic with respect to stacking, strand additions and flips.*

describe the associated graded operations of all the tangle operations

Proof. It is clear for stacking and strand addition. When the orientation of the poles are reversed, every chord diagram D_P in the output of the Kontsevich integral will be multiplied get $(-1)^m$, where m is the total number of chord endings on poles, because m points in P will change whether they are on a descending arc or not, so P_\downarrow will change by $m \bmod 2$. □

sec:s-sfiltration

4.5. The s -filtration on $\tilde{\mathcal{T}}$ and $\tilde{\mathcal{A}}$. As described in Section 4.3, the space $\mathbb{C}\tilde{\mathcal{T}}$ (and therefore $\tilde{\mathcal{A}}$) has a total filtration given by strand framing changes and double points of either type, strand-pole and strand-strand. In this section we look at a second filtration on $\mathbb{C}\tilde{\mathcal{T}}$ and $\tilde{\mathcal{A}}$, where we still look at strand framing changes, but only consider the number of strand-strand double points. This filtration will be called the *strand filtration*, or simply s -filtration. The s -filtration is given by

$$\mathbb{C}\tilde{\mathcal{T}} = \tilde{\mathcal{T}}^0 \supseteq \tilde{\mathcal{T}}^1 \supseteq \tilde{\mathcal{T}}^2 \supseteq \tilde{\mathcal{T}}^3 \supseteq \dots$$

where $\tilde{\mathcal{T}}^s \subseteq \mathbb{C}\tilde{\mathcal{T}}$ are linear combinations of link diagrams with at least s strand framing changes and strand double points.

Remark 4.14. We do *not* consider the full associated graded of $\mathbb{C}\tilde{\mathcal{T}}$ with respect to the s -filtration, but instead use it to identify the Goldman-Turaev spaces in low degrees in Section 5. The associated graded of $\mathbb{C}\tilde{\mathcal{T}}$ with respect to the s -filtration has been studied by Habiro and Massuyeau in [HM21], where they consider “bottom tangles”. Note the language – if we project to the “bottom” instead of the “back wall”, then all double points are of type strand-strand, so the s -filtration is just the usual Vassiliev filtration in the bottom projection.

The s -filtration also induces a filtration on $\tilde{\mathcal{A}}$ as follows. Combining the notations for the t - and s -filtrations, let $\tilde{\mathcal{T}}_t^s$ denote the set of linear combinations of tangle diagrams in $\mathbb{C}\tilde{\mathcal{T}}$ that have at least t double points, at least s of which are strand-strand.

Definition 4.15. The s -filtered component of $\tilde{\mathcal{A}}$ denoted $\tilde{\mathcal{A}}^{\geq s} := \prod \tilde{\mathcal{T}}_t^s / \tilde{\mathcal{T}}_{t+1}^s$ is the set of linear combinations of chord diagrams with at least s strand-strand chords, or rather at least s chords between the non-pole skeleton components.

Note that the number of s chords is not a grading on $\tilde{\mathcal{A}}$ because the 4T relation is not homogeneous with respect to strand-strand chords.

prop:ZrespectsS

Proposition 4.16. *The Kontsevich integral is a filtered map with respect to the s -filtration.*

Proof. This follows immediately from Theorem 4.11: Z is an expansion with respect to the total filtration, and strand-strand double points correspond to strand-strand chords via the identification of the associated graded space as a space of chord diagrams. □

maybe this is a (trivial) proposition

sec:notation

4.6. **Notation conventions.** Throughout this paper we consider the t and s filtrations on $\mathbb{C}\tilde{\mathcal{T}}$ and $\tilde{\mathcal{A}}$, as well as on their various quotients and subspaces. We summarize the notation in the section below:

- $\mathbb{C}\tilde{\mathcal{T}}$ is the space of \mathbb{C} -linear combinations of framed tangles in M_p
- $\mathbb{C}\tilde{\mathcal{T}}(\bigcirc)$ is the space of \mathbb{C} -linear combinations of framed knots in M_p
- $\tilde{\mathcal{T}}_t$ is the t 'th filtered component of $\mathbb{C}\tilde{\mathcal{T}}$ with respect to the t -filtration, which contains all linear combinations of framed tangles in M_p with at least t double points (both strand-strand and strand-pole types) and framing changes.
- $\tilde{\mathcal{T}}^s$ is the s 'th filtered component of $\mathbb{C}\tilde{\mathcal{T}}$ with respect to the s -filtration, which contains all linear combinations of framed tangles in M_p with at least s strand-strand double points and framing changes.
- $\tilde{\mathcal{T}}_t^s := \tilde{\mathcal{T}}_t \cap \tilde{\mathcal{T}}^s$, which is the set of elements of $\mathbb{C}\tilde{\mathcal{T}}$ with at least s framing changes and strand-strand double points, and at least t framing changes and double points of any type.
- $\tilde{\mathcal{T}}^{/s} := \mathbb{C}\tilde{\mathcal{T}}/\tilde{\mathcal{T}}^s$, is the quotient of $\mathbb{C}\tilde{\mathcal{T}}$ where diagrams with more than s strand-strand double points or framing changes are in the kernel.
- $\tilde{\mathcal{T}}^{1/2} := \tilde{\mathcal{T}}^1/\tilde{\mathcal{T}}^2$, is the quotient of $\mathbb{C}\tilde{\mathcal{T}}$ where diagrams with 0 or greater than 1 strand-strand double point or framing change are in the kernel.
- $\tilde{\mathcal{A}}$ is the associated graded space of $\mathbb{C}\tilde{\mathcal{T}}$ under the t -filtration, and is the space of admissible chord diagrams modulo admissible $4T$ relations.
- $\tilde{\mathcal{A}}_t := \tilde{\mathcal{T}}_t/\tilde{\mathcal{T}}_{t+1}$ is the degree t component of $\tilde{\mathcal{A}}$ which consists of all admissible chord diagrams in $\tilde{\mathcal{A}}$ with exactly t chords of any type.
- $\tilde{\mathcal{A}}^{\geq s} := \prod_t \tilde{\mathcal{T}}_t^s/\tilde{\mathcal{T}}_{t+1}^s$ is the s 'th filtered component of $\tilde{\mathcal{A}}$
- $\tilde{\mathcal{A}}^{/s} := \tilde{\mathcal{A}}/\tilde{\mathcal{A}}^{\geq s}$

These notations are extended to subspaces and quotients of $\mathbb{C}\tilde{\mathcal{T}}$ and $\tilde{\mathcal{A}}$ in the natural way.

sec:Conway

4.7. **The Conway quotient.** In this section we introduce the Conway quotient of $\mathbb{C}\tilde{\mathcal{T}}$: essentially, a Conway skein module of tangles in M_p without fixing the value of the unknot. The Conway relation respects the t and s filtrations and the Kontsevich integral descends to the Conway quotient.

Definition 4.17. The Conway quotient of $\mathbb{C}\tilde{\mathcal{T}}$ is defined as

$$\mathbb{C}\tilde{\mathcal{T}}_{\nabla} := \mathbb{C}\tilde{\mathcal{T}}[[a]] \Big/ \left\langle \begin{array}{c} \nearrow \searrow \\ \searrow \nearrow \end{array} - \begin{array}{c} \searrow \nearrow \\ \nearrow \searrow \end{array} = (e^{\frac{a}{2}} - e^{-\frac{a}{2}}) \right\rangle,$$

where a is a formal variable with t and s degree 1. The skein relation is applied only to strand-strand crossings, not strand-pole crossings. We will use the variable b as a shorthand for $b = e^{\frac{a}{2}} - e^{-\frac{a}{2}}$.

The t and s filtrations on $\mathbb{C}\tilde{\mathcal{T}}$ induce filtrations on $\mathbb{C}\tilde{\mathcal{T}}_{\nabla}$. Following the notation conventions in Section 4.6, let $\tilde{\mathcal{T}}_{\nabla,t}$ denote the t 'th filtered component of $\mathbb{C}\tilde{\mathcal{T}}_{\nabla}$ and $\tilde{\mathcal{A}}_{\nabla} := \text{gr}_t \mathbb{C}\tilde{\mathcal{T}}_{\nabla} = \prod \tilde{\mathcal{T}}_{\nabla,t}/\tilde{\mathcal{T}}_{\nabla,t+1}$ denote the associated graded algebra of $\mathbb{C}\tilde{\mathcal{T}}_{\nabla}$ with

respect the total filtration. We now show that $\tilde{\mathcal{A}}_{\nabla}$ has a diagrammatic description similar to $\tilde{\mathcal{A}}$, where $\tilde{\mathcal{A}} \cong \mathcal{D}$ as in Theorem 4.9.

Definition 4.18. Let

$$\mathcal{D}_{\nabla} := \mathcal{D}[[a]] / \left\{ \begin{array}{l} \text{strand} \cap \text{strand} = a \begin{array}{c} \uparrow \\ \text{---} \\ \downarrow \end{array}, \quad \text{strand} \cap \text{strand} = a \begin{array}{c} \uparrow \quad \downarrow \\ \diagdown \quad \diagup \end{array} \end{array} \right.$$

where a is a formal variable of degree 1 as above, and the relations locally apply only when all skeleton components involved are strands, not poles.

Note that the quotient relations in \mathcal{D}_{∇} preserve the t -grading on \mathcal{D} and the grading descends to \mathcal{D}_{∇} . The next theorem shows that $\tilde{\mathcal{A}}_{\nabla} \cong \mathcal{D}_{\nabla}$. This theorem essentially follows from the results of [LM95], and we present a brief direct proof.

thm:Z_conway

Theorem 4.19. *The Kontsevich integral descends to an expansion $Z_{\nabla} : \mathbb{C}\tilde{\mathcal{T}}_{\nabla} \rightarrow \mathcal{D}_{\nabla}$ and $\tilde{\mathcal{A}}_{\nabla} \cong \mathcal{D}_{\nabla}$.*

Proof. This proof follows the general schema introduced in Section ??, in particular Lemma 3.1 and the map ψ , which assigns singular tangles to chord diagrams.

First we show that ψ descends to a graded surjection $\psi : \mathcal{D}_{\nabla} \rightarrow \tilde{\mathcal{A}}_{\nabla}$. To show that ψ is well-defined, we need to show that the Conway relation in \mathcal{D}_{∇} is in the kernel. Locally,

$$\psi \left(\text{strand} \cap \text{strand} - a \begin{array}{c} \uparrow \\ \text{---} \\ \downarrow \end{array} \right) = \text{strand} \cap \text{strand} - a \begin{array}{c} \uparrow \quad \downarrow \\ \diagdown \quad \diagup \end{array},$$

and denote the (global) total degree on both sides by t . In other words, the (global) right hand side is interpreted as an element of $\tilde{\mathcal{T}}_{\nabla,t}/\tilde{\mathcal{T}}_{\nabla,t+1}$. Using the Conway skein relation in $\tilde{\mathcal{A}}_{\nabla}$, the right had side can be simplified

$$\text{strand} \cap \text{strand} - a \begin{array}{c} \uparrow \quad \downarrow \\ \diagdown \quad \diagup \end{array} = (e^{\frac{a}{2}} - e^{-\frac{a}{2}}) \text{strand} \cap \text{strand} - a \begin{array}{c} \uparrow \quad \downarrow \\ \diagdown \quad \diagup \end{array} = (e^{\frac{a}{2}} - e^{-\frac{a}{2}} - a) \text{strand} \cap \text{strand} + a(\text{strand} \cap \text{strand} - \begin{array}{c} \uparrow \quad \downarrow \\ \diagdown \quad \diagup \end{array})$$

Observe that $a(\text{strand} \cap \text{strand} - \begin{array}{c} \uparrow \quad \downarrow \\ \diagdown \quad \diagup \end{array})$ and the lowest degree term of $e^{\frac{a}{2}} - e^{-\frac{a}{2}} - a$ are both of degree 2, hence $(\text{strand} \cap \text{strand} - a \begin{array}{c} \uparrow \quad \downarrow \\ \diagdown \quad \diagup \end{array}) \in \tilde{\mathcal{T}}_{\nabla,t+1}$, and therefore is zero in $\tilde{\mathcal{T}}_{\nabla,t}/\tilde{\mathcal{T}}_{\nabla,t+1}$.

We now verify that the Kontsevich integral Z descends to the quotient $\mathbb{C}\tilde{\mathcal{T}}_{\nabla}$ by checking the relations in $\mathbb{C}\tilde{\mathcal{T}}_{\nabla}$ directly. Recall that $Z(\text{strand} \cap \text{strand}) = (e^{\frac{C}{2}}) \text{strand} \cap \text{strand}$ and $Z(\text{strand} \cap \text{strand}) = (e^{-\frac{C}{2}}) \text{strand} \cap \text{strand}$, where C denotes a chord, the exponential is interpreted formally as a power series, and C^k denotes stacking k chords. Using the Conway relation, we compute:

$$C^k = \left. \begin{array}{c} \uparrow \\ \text{---} \\ \uparrow \\ \text{---} \\ \uparrow \\ \text{---} \\ \uparrow \\ \text{---} \\ \uparrow \\ \text{---} \\ \uparrow \end{array} \right\} k \stackrel{\nabla}{=} a^k \left. \begin{array}{c} \uparrow \\ \diagdown \\ \uparrow \\ \diagup \\ \uparrow \\ \diagdown \\ \uparrow \\ \diagup \\ \uparrow \\ \diagdown \\ \uparrow \\ \diagup \end{array} \right\} k = a^k (\text{strand} \cap \text{strand})^k = \begin{cases} a^k \uparrow, & \text{if } k \text{ is even} \\ a^k \text{strand} \cap \text{strand}, & \text{if } k \text{ is odd} \end{cases}$$

This proof uses R1, so I don't know how a framed analogue works exactly, and also not sure that we need it. I commented it out for now.

I believe this theorem is correct with framing changes. Please double check.

for Z: We can use (upsmoothing with two arrows up) minus a times double point and RI disappears

for Z: add information about how Z acts wrt size of crossing

Now applying Z to the left hand side of the Conway relation, we obtain

$$\begin{aligned}
Z(\text{crossing}) - Z(\text{crossing}) &= (e^{\frac{C}{2}} - e^{-\frac{C}{2}}) \text{crossing} \\
&= \sum_{k=0}^{\infty} \left(\frac{C^k}{2^k k!} - \frac{(-1)^k C^k}{2^k k!} \right) \text{crossing} \\
&= \sum_{k=0}^{\infty} \frac{C^{2k+1}}{2^{2k} (2k+1)!} \text{crossing} \\
&= \sum_{k=0}^{\infty} \frac{a^{2k+1} \text{crossing}}{2^{2k} (2k+1)!} \text{crossing} \\
&= \sum_{k=0}^{\infty} \frac{a^{2k+1}}{2^{2k} (2k+1)!} \uparrow \uparrow \\
&= (e^{\frac{a}{2}} - e^{-\frac{a}{2}}) \uparrow \uparrow \\
&= Z\left((e^{\frac{a}{2}} - e^{-\frac{a}{2}}) \uparrow \uparrow\right).
\end{aligned}$$

Thus, Z descends to the Conway quotient $\mathbb{C}\tilde{\mathcal{T}}_{\nabla}$.

Therefore, by Lemma 3.1, Z is a homomorphic expansion for $\mathbb{C}\tilde{\mathcal{T}}_{\nabla}$ and $\psi : \mathcal{D}_{\nabla} \rightarrow \tilde{\mathcal{A}}_{\nabla}$ is an isomorphism. \square

While our main focus is the t -filtration on $\mathbb{C}\tilde{\mathcal{T}}_{\nabla}$ and its associated graded space $\tilde{\mathcal{A}}_{\nabla}$, the low degree components of the associated graded of $\mathbb{C}\tilde{\mathcal{T}}_{\nabla}$ with respect to the s -filtration arise when identifying the Goldman-Turaev Lie bialgebra, as will be detailed in the coming Section 5. One space that arises is $\tilde{\mathcal{T}}_{\nabla}^{/1}$, the quotient of $\tilde{\mathcal{T}}_{\nabla}$ by the s -degree 1 component $\tilde{\mathcal{T}}_{\nabla}^1$ (recall the notation conventions from Section 4.6). On this quotient, the Conway relation has no effect and $\tilde{\mathcal{T}}_{\nabla}^{/1}$ is actually isomorphic to $\tilde{\mathcal{T}}^{/1}$.

prop:nonabneeded

Proposition 4.20. $\tilde{\mathcal{T}}_{\nabla}^{/1} \cong \tilde{\mathcal{T}}^{/1}$

Proof. The quotients $\tilde{\mathcal{T}}^{/1}$ and $\tilde{\mathcal{T}}_{\nabla}^{/1}$ are both spanned by the classes of tangles, and $\tilde{\mathcal{T}}_{\nabla}^{/1}$ is further quotienting $\tilde{\mathcal{T}}^{/1}$ by the Conway relation. Such a tangle T in $\tilde{\mathcal{T}}^{/1}$ is only defined up to strand-strand crossing changes; the difference between two tangles with a crossing change yields a single tangle with a double point in $\tilde{\mathcal{T}}^1$. So if two tangles in $\tilde{\mathcal{T}}^{/1}$ differ by an application of the Conway relation, they must also differ by a crossing change, and hence their difference is already in $\tilde{\mathcal{T}}^1$. Thus, further quotienting by the Conway relation has no effect on $\tilde{\mathcal{T}}^{/1}$, and so $\tilde{\mathcal{T}}_{\nabla}^{/1} \cong \tilde{\mathcal{T}}^{/1}$. \square

The space $\tilde{\mathcal{T}}^{/1}$ is also isomorphic to $\tilde{\mathcal{T}}_{\nabla}^1/\tilde{\mathcal{T}}_{\nabla}^2$ through the inverse isomorphisms “multiplication by b ” and “division by b ” maps, denoted m_b and q_b . We now show this explicitly in the next proposition.

For Z: Please review this proof for formality and correctness.

prop:divbybexists

Proposition 4.21. *The multiplication by b map $m_b : \tilde{\mathcal{T}}^1 \rightarrow \tilde{\mathcal{T}}_\nabla^{1/2}$ is injective, and its image is $\tilde{\mathcal{T}}_\nabla^{1/2}$.*

Proof. We first prove that the image of m_b is $\tilde{\mathcal{T}}_\nabla^{1/2}$. The quotient $\tilde{\mathcal{T}}^1$ is spanned by the classes of tangles T . For a tangle T , the image $m_b(T) = bT$ is in $\tilde{\mathcal{T}}^1$, and represents an element in $\tilde{\mathcal{T}}_\nabla^{1/2}$. Thus, the image of m_b is contained in $\tilde{\mathcal{T}}_\nabla^{1/2}$.

Conversely, any element y of $\tilde{\mathcal{T}}_\nabla^{1/2}$ is (non-uniquely) represented as a sum of the form $\sum_{i=1}^k T_i + b \sum_{j=1}^l T_j$, where T_i are tangles with one double point each, and T_j are arbitrary tangles. Then, by the Conway relation, each $T_i = b \cdot T_i^C$, where T_i^C denotes the tangle where the double point in T_i has been smoothed. Thus, $y = b \left(\sum_{i=1}^k T_i^C + \sum_{j=1}^l T_j \right)$, and therefore y is in the image of m_b .

To prove injectivity of m_b , it is enough to provide an inverse, division by b map, on $\tilde{\mathcal{T}}_\nabla^{1/2}$, but in fact there is a one sided inverse defined on all of $\tilde{\mathcal{T}}_\nabla^{1/2}$ which is defined as follows. For a tangle T and a crossing x of T , let $\epsilon(x) \in \{\pm 1\}$ be the sign of x , and $T|_{x \rightarrow \smile}$ be the tangle T with x replaced by a smoothing. There is a well defined ‘‘division by b ’’ map $q_b : \tilde{\mathcal{T}}_\nabla^{1/2} \rightarrow \tilde{\mathcal{T}}^1$ given by the linear extension of the following:

$$\begin{aligned} bT &\stackrel{q_b}{\mapsto} T \\ T &\stackrel{q_b}{\mapsto} \frac{1}{2} \sum_{x \text{ crossing of } T} \epsilon(x) T|_{x \rightarrow \smile} \end{aligned}$$

For well-definedness, it is straightforward to check that q_b preserves the Reidemeister moves. We also need to check that $\tilde{\mathcal{T}}_\nabla^2$ and the Conway relation are in the kernel. For $b^k T \in \tilde{\mathcal{T}}_\nabla^2$, if $k = 1$, then $T \in \tilde{\mathcal{T}}^1$, so $q_b(bT) = 0$. If instead $k = 0$, then T has at least two double points. Replacing a crossing by a smoothing only changes the crossing that is replaced, so other crossings (and therefore double points) remain unchanged. Therefore $q_b(T)$ can be written as a sum where each term has at least one double point, so $q_b(T) = 0$ as well.

To show that the Conway relation also vanishes, note that the terms in $q_b(\bowtie) = q_b(\smile - \frown)$ come from either smoothing a crossing that is a part of the double point, or smoothing a crossing that is not. In the latter, the double points outside the local relation remain unchanged, so those terms are in $\tilde{\mathcal{T}}_\nabla^1$. The only remaining terms are those where the crossings forming the double point are smoothed, so we get

$$q_b(\bowtie - \frown) = \frac{1}{2} \smile - (-1) \frac{1}{2} \smile = \smile = q_b(b \smile)$$

showing q_b is well-defined.

Restricting $q_b : \tilde{\mathcal{T}}_\nabla^{1/2} \rightarrow \tilde{\mathcal{T}}_\nabla^1$ is clearly surjective. To show it’s injective, note that the restriction is simply given by $bT \mapsto T$, and if $T \in \tilde{\mathcal{T}}_\nabla^1$, then $bT \in \tilde{\mathcal{T}}_\nabla^2$. \square

cor:divbyb

Corollary 4.22. *The map $m_b : \tilde{\mathcal{T}}/1 \rightarrow \tilde{\mathcal{T}}_{\nabla}^{1/2}$ is an isomorphism with inverse $q_b : \tilde{\mathcal{T}}_{\nabla}^{1/2} \rightarrow \tilde{\mathcal{T}}/1$.*

Notice that both m_b and q_b are filtered degree shifting maps. These maps are relevant to realize the degree shifting properties of the Goldman bracket and Turaev cobracket in the Conway quotient.

rem:grdivbyb

Remark 4.23. The associated graded of q_b is an isomorphism $\text{gr } q_b : \tilde{\mathcal{A}}^{1/2} \rightarrow \tilde{\mathcal{A}}/1$ given by drawing the chord diagram as with one s - s chord, smoothing that chord using ∇ , and getting a factor of b with no remaining s - s chords, and then diving off the b .

For Z: Please make this remark formal.

One difficulty that arises in the Conway quotient is that the skeleton of a tangle is not well defined. For example, two disjoint, unlinked circles can be joined together into a figure 8 through an application of the Conway relation. In general, the Conway relation changes the skeleton of a diagram, so we must take some care to define what is meant by notations such as $\tilde{\mathcal{T}}_{\nabla}(\bigcirc)$ (recall that without ∇ this notation means take all tangle diagrams with a fixed skeleton \bigcirc).

Definition 4.24. For skeleton S , $\tilde{\mathcal{T}}_{\nabla}(S)$ is the linear span of the set of diagrams for which there is a representative tangle on S .

Definition 4.25. For skeleton S , $\tilde{\mathcal{A}}_{\nabla}^r(S)$ represents the associated graded space of $\tilde{\mathcal{T}}_{\nabla}^r(S)$, and a nontrivial chord diagram in $\tilde{\mathcal{A}}_{\nabla}^r(S)$ has a representative with a chord diagram on skeleton S with at most r strand-strand chords.

For Z: Please review this definition for formality and correctness.

Are we just saying take the Conway quotient of $\tilde{\mathcal{T}}(S)$, as in $(\tilde{\mathcal{T}}(S))_{\nabla}$?

The isomorphism from Proposition 4.20 descends to isomorphisms on $\tilde{\mathcal{T}}^{1/1}(\bigcirc)$ and $\tilde{\mathcal{A}}^{1/1}(\bigcirc)$.

For Z: Please review this definition for formality and correctness.

cor:/1conway

Corollary 4.26. $\tilde{\mathcal{T}}^{1/1}(\bigcirc) \cong \tilde{\mathcal{T}}_{\nabla}^{1/1}(\bigcirc)$.

cor:gr/1conway

Corollary 4.27. $\tilde{\mathcal{A}}^{1/1}(\bigcirc) \cong \tilde{\mathcal{A}}_{\nabla}^{1/1}(\bigcirc)$.

However, Corollaries 4.26 and 4.27 are not true for higher degree quotients because of the skeleton changing issue induced by the Conway relation.

5. IDENTIFYING THE GOLDMAN-TURAEV LIE BIALGEBRA

:IdentifyingGTinCON

In this section we establish our main results: we identify the Goldman-Turaev Lie bialgebra in the low s -filtered degree quotients of $\mathbb{C}\tilde{\mathcal{T}}$, and show that the Kontsevich integral induces a homomorphic expansion on this space with respect to the s -filtration. Appealing to the principle summarized in Section 2 we present diagrams like (??), where the induced map η is the Goldman bracket and the self intersection map μ , respectively. We deduce the homomorphicity of the expansion from the naturality of the construction as in (2.4).

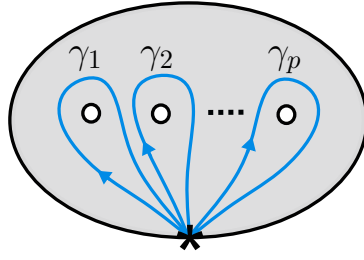
FIGURE 17. The standard generating curves of π .

fig:GenCurves

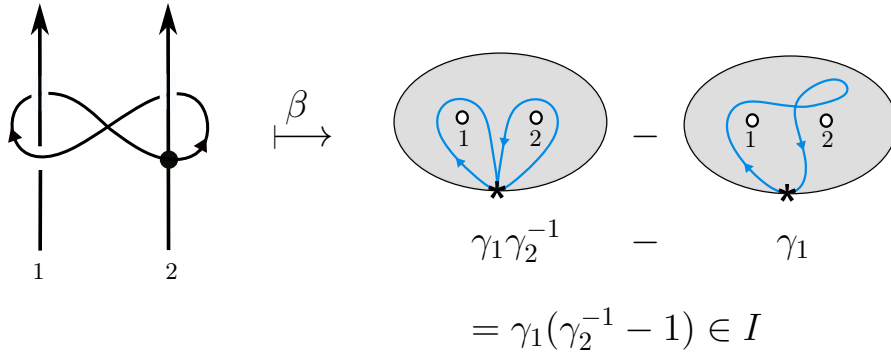
FIGURE 18. Example calculation demonstrating that β is a filtered map.

fig:BetaFiltered

identifybracketinCON

5.1. The Goldman Bracket. Recall from Section 3.2 that D_p denotes the p -punctured disc, π is its fundamental group, and $|\mathbb{C}\pi|$ is the linear quotient $|\mathbb{C}\pi| := \mathbb{C}\pi / [\mathbb{C}\pi, \mathbb{C}\pi]$, which is linearly generated by homotopy classes of free loops in D_p . The Goldman bracket (Definition 3.2) is a lie bracket $[\cdot, \cdot]_G : |\mathbb{C}\pi| \otimes |\mathbb{C}\pi| \rightarrow |\mathbb{C}\pi|$. Recall from Section 4.7 the space $\mathbb{C}\tilde{\mathcal{T}}(\mathcal{O})$ is the vector space of \mathbb{C} -linear combinations of framed knots in $M_p = D_p \times I$.

prop:BotProj

Proposition 5.1. *The bottom projection $M_p \rightarrow D_p \times \{0\}$ induces a surjective map $\mathbb{C}\tilde{\mathcal{T}}(\mathcal{O}) \rightarrow |\mathbb{C}\tilde{\pi}|$. Post-composing this with the projection $|\mathbb{C}\tilde{\pi}| \rightarrow |\mathbb{C}\pi|$ results in a surjective filtered map*

$$\beta : \mathbb{C}\tilde{\mathcal{T}}(\mathcal{O}) \rightarrow |\mathbb{C}\pi|.$$

Proof. By Reidemeister's Theorem, framed knots in $\mathbb{C}\tilde{\mathcal{T}}(\mathcal{O})$ are faithfully represented by knot diagrams in $D_p \times \{0\}$ – regular projections to the bottom with over/under information – modulo the Reidemeister moves (R2, R3). The bottom projection sends the Reidemeister moves for knots to the corresponding moves generating regular homotopies of immersed free loops, hence β is well-defined.

The projection is clearly surjective as any loop can be lifted to a knot by introducing arbitrary under/over information at the crossings.

The statement that β is filtered means that step k of the the Vassiliev t -filtration in $\mathbb{C}\tilde{\mathcal{T}}(\mathbb{O})$ projects to step k of the filtration on $|\mathbb{C}\pi|$ induced by the l -adic filtration of π . Note that strand-strand double points and framing changes map to 0 under β , thus, we only have something to prove for knots with k strand-pole double points.

Let $\gamma_1, \dots, \gamma_p$ denote the standard generators of π as in Figure 17. A knot $K \in \mathbb{C}\tilde{\mathcal{T}}(\mathbb{O})$ maps to a free loop in $|\mathbb{C}\pi|$, whose conjugacy class in π is represented as a word in the generators γ_i . A pole-strand double point on pole j maps to a difference between two curves passing on either side of the j 'th puncture (see Figure 18 for an example). Therefore, the words in π representing these curves differ in a single instance of $\gamma_j^{\pm 1}$. Thus, a knot with k pole-strand double points maps to a product with k factors of the form $\pm(\gamma_j^{\pm 1} - 1)$. This is by definition an element in \mathcal{I}^k . \square

prop:kerbeta

Proposition 5.2. *The kernel of β is $\tilde{\mathcal{T}}^1(\mathbb{O})$, and β descends to a filtered (with respect to the t -filtration) linear isomorphism $\beta : \tilde{\mathcal{T}}^1(\mathbb{O}) \rightarrow |\mathbb{C}\pi|$.*

Proof. Two framed knots in $\mathbb{C}\tilde{\mathcal{T}}(\mathbb{O})$ project to the same loop in $|\mathbb{C}\pi|$ if and only if they differ by framing changes and (strand-strand) crossing changes, which generate precisely the step 1 of the s -filtration, that is, $\tilde{\mathcal{T}}^1(\mathbb{O})$. \square

Recall from Corollary 4.26 that $\tilde{\mathcal{T}}^1(\mathbb{O}) = \tilde{\mathcal{T}}_{\nabla}^1(\mathbb{O})$. Hence, we get the following:

cor:loopsasknots

Corollary 5.3. *The map β descends to an isomorphism $\beta : \tilde{\mathcal{T}}_{\nabla}^1(\mathbb{O}) \rightarrow |\mathbb{C}\pi|$.*

Recall that $\tilde{\mathcal{A}}$ is the associated graded space of $\mathbb{C}\tilde{\mathcal{T}}$ with respect to the t -filtration, and $\mathbb{C}\tilde{\mathcal{T}}$ is also filtered by the s -filtration. Explicitly, $\tilde{\mathcal{A}}(\mathbb{O})$ is the space of admissible chord diagrams on a circle skeleton as in Definition 4.8, $\tilde{\mathcal{A}}^{\geq i}(\mathbb{O})$ is the s -degree i filtered component of $\tilde{\mathcal{A}}(\mathbb{O})$, and $\tilde{\mathcal{A}}^{/i}(\mathbb{O}) = \tilde{\mathcal{A}}(\mathbb{O})/\tilde{\mathcal{A}}^{\geq i}(\mathbb{O})$. Recall from Section 3.2 that the associated graded vector space of $|\mathbb{C}\pi|$ is $|\text{FA}|$, where $\text{FA} = \text{FA}\langle x_1, \dots, x_p \rangle$ denotes the free associative algebra over \mathbb{C} , and the linear quotient $|\text{FA}| = \text{FA}/[\text{FA}, \text{FA}]$ is the \mathbb{C} -vector space generated by cyclic words in the letters x_1, \dots, x_p .

Proposition 5.4. *The associated graded map $\text{gr } \beta : \tilde{\mathcal{A}}(\mathbb{O}) \rightarrow |\text{FA}|$ has kernel $\tilde{\mathcal{A}}^{\geq 1}(\mathbb{O})$. Hence, $\text{gr } \beta$ descends to an isomorphism $\text{gr } \beta : \tilde{\mathcal{A}}^1(\mathbb{O}) \rightarrow |\text{FA}|$.*

Proof. The statement follows from applying the associated graded functor to the filtered short exact sequence

$$0 \longrightarrow \tilde{\mathcal{T}}^1(\mathbb{O}) \longrightarrow \tilde{\mathcal{T}}(\mathbb{O}) \xrightarrow{\beta} |\mathbb{C}\pi| \longrightarrow 0.$$

The filtrations on $\tilde{\mathcal{T}}^1(\mathbb{O})$ and $|\mathbb{C}\pi|$ are induced from the filtration on $\tilde{\mathcal{T}}(\mathbb{O})$, as in Lemma 2.3, so the associated graded sequence is also exact. \square

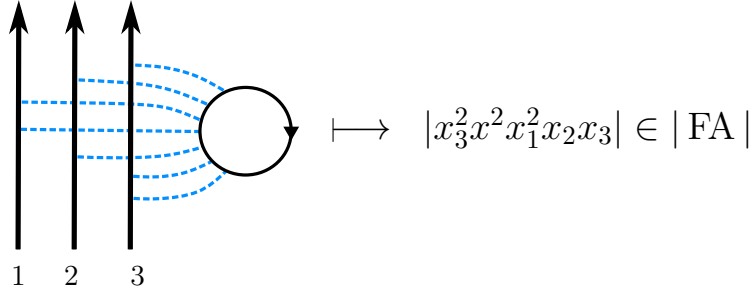


FIGURE 19. Chord diagrams with no strand-strand chords can be read as cyclic words.

fig:CycWord

Remark 5.5. In $\tilde{\mathcal{A}}^1(\mathbb{O})$ chord diagrams with any strand-strand chords are zero. Thus, non-zero elements of this space are represented as chord diagrams on poles and a single circle strand, with strand-pole chords only, as in Figure 19. Such a chord diagram corresponds naturally to a cyclic word by labelling the poles with x_1, \dots, x_p and reading the word along the circle skeleton, as shown. Indeed, this is the map $\text{gr } \beta$.

We now derive the Goldman bracket from the stacking commutator on $\mathbb{C}\tilde{\mathcal{T}}$:

thm:bracketsnake

Theorem 5.6. *Let $\lambda_1 : \tilde{\mathcal{T}}_{\nabla}^{/2}(\mathbb{O}) \otimes \tilde{\mathcal{T}}_{\nabla}^{/2}(\mathbb{O}) \rightarrow \tilde{\mathcal{T}}_{\nabla}^{/2}(\mathbb{O})$ denote the stacking product. Let λ_2 denote the opposite product, that is, $\lambda_2(K_1, K_2) = K_2 K_1$. Then $\lambda = \lambda_1 - \lambda_2$ induces the Goldman bracket on $|\mathbb{C}\pi|$: the diagram in Figure 20 is commutative and the induced homomorphism η agrees with the Goldman Bracket under the identification $\beta : \tilde{\mathcal{T}}^1(\mathbb{O}) \rightarrow |\mathbb{C}\pi|$ as*

$$[-, -]_G = \beta \circ q_b \circ \eta \circ (\beta^{-1} \otimes \beta^{-1}).$$

Proof. For $K_1 \otimes K_2$ in $\tilde{\mathcal{T}}_{\nabla}^{/2}(\mathbb{O}) \otimes \tilde{\mathcal{T}}_{\nabla}^{/2}(\mathbb{O})$, $\lambda(K_1 \otimes K_2) = K_1 K_2 - K_2 K_1$. Project $K_1 K_2$ and $K_2 K_1$ to the bottom to obtain link diagrams. Let a *mixed crossing* of such a diagram be a crossing where one strand belongs to K_1 and the other strand belongs to K_2 . Notice that in $K_2 K_1$ all mixed crossings are flipped compared to $K_1 K_2$, while other crossings – those belonging to K_1 or K_2 only – are the same.

Using the double point notation, write positive mixed crossings in $K_1 K_2$ as $\bowtie = \nearrow + \searrow$ and negative mixed crossings as $\bowtie = \nearrow - \searrow$, where each double point has one strand belongs to K_1 and the other belongs to K_2 . Rewriting all the mixed crossings of $K_1 K_2$ in this way yields a sum of tangles indexed by subsets of the mixed crossings. Denote the set of mixed crossings by M , and for a subset $X \subseteq M$, denote by L_X the singular link obtained by changing the crossings in X to double points, and flipping the other mixed crossings (those in $M \setminus X$). Also,

$$\begin{array}{ccccccc}
 0 & \longrightarrow & \text{Ker} & \longrightarrow & \tilde{\mathcal{T}}_{\nabla}^{1/2}(\mathbb{O}) \otimes \tilde{\mathcal{T}}_{\nabla}^{1/2}(\mathbb{O}) & \longrightarrow & \tilde{\mathcal{T}}^{1/1}(\mathbb{O}) \otimes \tilde{\mathcal{T}}^{1/1}(\mathbb{O}) \longrightarrow 0 \\
 & & \downarrow 0 & & \downarrow \lambda & & \downarrow 0 \\
 0 & \longrightarrow & \tilde{\mathcal{T}}_{\nabla}^{1/2}(\mathbb{O}\mathbb{O}) & \longrightarrow & \tilde{\mathcal{T}}_{\nabla}^{1/2}(\mathbb{O}\mathbb{O}) & \longrightarrow & \tilde{\mathcal{T}}^{1/1}(\mathbb{O}\mathbb{O}) \longrightarrow 0 \\
 & & \uparrow m_b & & \uparrow \hat{\eta} & & \\
 & & \tilde{\mathcal{T}}^{1/1}(\mathbb{O}) & & & &
 \end{array}$$

η (dashed arrow from Ker to $\tilde{\mathcal{T}}^{1/1}(\mathbb{O}) \otimes \tilde{\mathcal{T}}^{1/1}(\mathbb{O})$)
 $\hat{\eta}$ (dashed arrow from $\tilde{\mathcal{T}}^{1/1}(\mathbb{O})$ to $\tilde{\mathcal{T}}_{\nabla}^{1/2}(\mathbb{O}\mathbb{O})$)

FIGURE 20. The nontrivial horizontal maps are the respective quotient and inclusion maps. The space Ker is the kernel of the projection map on the top right.

fig:Snakeforbracket

let ϵ_X be the product of the signs of all crossings in X . Then

eq:commutator (5.1)
$$K_1 K_2 = \sum_{X \subseteq M} \epsilon_X L_X.$$

Notice that $L_{\emptyset} = K_2 K_1$, and if $|X| = i$ then $L_X \in \tilde{\mathcal{T}}_{\nabla}^i(\mathbb{O}\mathbb{O})$. Therefore, $\lambda(K_1 K_2)$ is in $\tilde{\mathcal{T}}_{\nabla}^1(\mathbb{O}\mathbb{O})$, and therefore the right hand square commutes. Furthermore, we have

for N: rewrite as telescoping sum

eq:singletons (5.2)
$$\lambda(K_1, K_2) = \sum_{X \subseteq M, |X|=1} L_X \in \tilde{\mathcal{T}}_{\nabla}^{1/2}(\mathbb{O}\mathbb{O}).$$

Now for the left square, the kernel K of the projection map from $\tilde{\mathcal{T}}_{\nabla}^{1/2}(\mathbb{O}) \otimes \tilde{\mathcal{T}}_{\nabla}^{1/2}(\mathbb{O}) \rightarrow \tilde{\mathcal{T}}_{\nabla}^{1/1}(\mathbb{O}) \otimes \tilde{\mathcal{T}}_{\nabla}^{1/1}(\mathbb{O})$ is generated by $\tilde{\mathcal{T}}_{\nabla}^{1/2}(\mathbb{O}) \otimes \tilde{\mathcal{T}}_{\nabla}^{1/2}(\mathbb{O})$ in $\tilde{\mathcal{T}}_{\nabla}^{1/2}(\mathbb{O}) \otimes \tilde{\mathcal{T}}_{\nabla}^{1/2}(\mathbb{O})$. and $\tilde{\mathcal{T}}_{\nabla}^{1/2}(\mathbb{O}) \otimes \tilde{\mathcal{T}}_{\nabla}^{1/2}(\mathbb{O})$. Suppose that $K_1 \otimes K_2$ is in $\tilde{\mathcal{T}}_{\nabla}^{1/2}(\mathbb{O}) \otimes \tilde{\mathcal{T}}_{\nabla}^{1/2}(\mathbb{O})$, in other words, there is a double point in K_1 . Then, by the same computation as in Equation 5.1, $\lambda(K_1 \otimes K_2)$ is in $\tilde{\mathcal{T}}_{\nabla}^2(\mathbb{O}\mathbb{O})$, as every term contains the pre-existing double point in K_1 , and at least one additional mixed double point. Therefore, the left hand square commutes.

As in Section 2, then λ induces a unique well defined homomorphism $\eta : \tilde{\mathcal{T}}^{1/1}(\mathbb{O}) \otimes \tilde{\mathcal{T}}^{1/1}(\mathbb{O}) \rightarrow \tilde{\mathcal{T}}_{\nabla}^{1/2}(\mathbb{O}\mathbb{O})$. We identify η as the Goldman bracket. We have that the isomorphism β gives $\tilde{\mathcal{T}}^{1/1}(\mathbb{O}) \cong |\mathbb{C}\pi|$ (Proposition 5.2), identifying the domain of η with the domain of the Goldman bracket. We now argue that η has image in $\tilde{\mathcal{T}}^{1/1}(\mathbb{O}) \cong |\mathbb{C}\pi|$.

By Equation (5.2), $\lambda(K_1, K_2)$ is a sum of terms, each with a single mixed double point. Applying the Conway relation to smooth each of these mixed double points changes the skeleton from two circles to one circle, and introduces a factor of b .

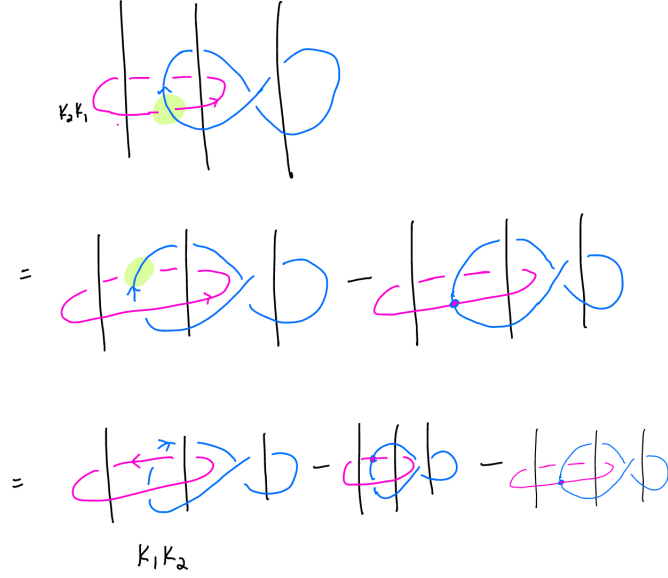


FIGURE 21. Example commutator bracket computation.

fig:combracket

In other words, $\lambda(K_1, K_2) \in b\tilde{\mathcal{T}}_{\nabla}^{1/2}(\mathbb{O}) \subseteq \tilde{\mathcal{T}}_{\nabla}^{1/2}(\mathbb{O}\mathbb{O})$. By Corollary 4.22, restricted to a circle skeleton, we know that $b\tilde{\mathcal{T}}_{\nabla}^{1/2}(\mathbb{O}) \cong \tilde{\mathcal{T}}^1(\mathbb{O})$ via the map q_b . (The map $\hat{\eta}$ in the diagram is $q_b \circ \eta$). In turn, $\tilde{\mathcal{T}}^1(\mathbb{O}) \cong |\mathbb{C}\pi|$ again via the map β .

In summary, the map η is induced from λ in the following way. For curves $\gamma_1 \otimes \gamma_2 \in \tilde{\mathcal{T}}^1(\mathbb{O}) \otimes \tilde{\mathcal{T}}^1(\mathbb{O})$, let $K_1 \otimes K_2$ be an arbitrary vertical lift of $\gamma_1 \otimes \gamma_2$ to knots in $\tilde{\mathcal{T}}_{\nabla}^{1/2}(\mathbb{O}) \otimes \tilde{\mathcal{T}}_{\nabla}^{1/2}(\mathbb{O})$. Then

$$\eta(\gamma_1 \otimes \gamma_2) = \frac{\lambda(K_1 \otimes K_2)}{b} \in \tilde{\mathcal{T}}^1(\mathbb{O}),$$

where we use the notation $\frac{1}{b}$ to mean composition with q_b . We need to show that this agrees with the Goldman bracket (Definition 3.2). This is clear from the definition: the Goldman bracket is a sum of smoothings of the mixed crossings of γ_1 and γ_2 , exactly as above, and the signs in the sum match the signs of the crossings. See Figure 21 for an example calculation. \square

The graded Goldman bracket is a map $[-, -]_{\text{gr}G} : |\text{FA}| \otimes |\text{FA}| \rightarrow |\text{FA}|$, as in Definition ???. By taking the associated graded of the diagram in Figure 20 we arrive at the commutative diagram in Figure 22 and recover the associated graded Goldman bracket:

snakefor_gr_bracket

Corollary 5.7. *The diagram in Figure 22 commutes, the rows are exact, $\text{gr} \eta$ is the induced connecting homomorphism. Therefore, $\text{gr} \hat{\eta}$ is the associated graded Goldman bracket via the identification $\mathcal{A}^1(\mathbb{O}) \cong |\text{FA}|$.*

$$\begin{array}{ccccccc}
 0 & \longrightarrow & \text{Ker} & \longrightarrow & \mathcal{A}_{\nabla}^{/2}(\mathcal{O}) \otimes \mathcal{A}_{\nabla}^{/2}(\mathcal{O}) & \longrightarrow & \mathcal{A}^{/1}(\mathcal{O}) \otimes \mathcal{A}^{/1}(\mathcal{O}) \longrightarrow 0 \\
 & & \downarrow 0 & & \downarrow \text{gr } \lambda & & \downarrow 0 \\
 0 & \longrightarrow & \mathcal{A}_{\nabla}^{/1/2}(\mathcal{O}\mathcal{O}) & \longrightarrow & \mathcal{A}_{\nabla}^{/2}(\mathcal{O}\mathcal{O}) & \longrightarrow & \mathcal{A}_{\nabla}^{/1}(\mathcal{O}\mathcal{O}) \longrightarrow 0 \\
 & & \uparrow & & \uparrow \text{gr } \hat{\eta} & & \\
 & & \mathcal{A}^{/1}(\mathcal{O}) & & & &
 \end{array}$$

$\text{gr } \eta$ (dashed arrow from $\mathcal{A}^{/1}(\mathcal{O})$ to $\mathcal{A}_{\nabla}^{/2}(\mathcal{O}) \otimes \mathcal{A}_{\nabla}^{/2}(\mathcal{O})$)
 $\text{gr } \hat{\eta}$ (dashed arrow from $\mathcal{A}_{\nabla}^{/2}(\mathcal{O}\mathcal{O})$ to $\mathcal{A}^{/1}(\mathcal{O})$)

FIGURE 22. The associated graded commutative diagram of Figure 20.

Snakefor_gr_bracket

Proof. Corollary 2.4 states that applying gr to the commutative, exact diagram in Figure 20 gives the commutative and exact diagram in Figure 22, and guarantees that $\text{gr } \eta$ is the unique induced connecting homomorphism. The graded Goldman bracket is realized by

$$\text{gr}[\cdot, \cdot]_G = \text{gr } \beta \circ \text{gr } \hat{\eta} \circ (\text{gr } \beta^{-1} \otimes \text{gr } \beta^{-1}).$$

□

thm:bracketsnake

Theorem 5.8. *The Kontsevich integral descends to a homomorphic expansion for the Goldman Bracket. That is, the outside square of the following diagram commutes:*

$$\begin{array}{ccccccc}
 & & & & [\cdot, \cdot]_G & & \\
 & & & & \curvearrowright & & \\
 |\mathbb{C}\pi| & \xleftarrow{\cong} & \tilde{\mathcal{T}}^{/1}(\mathcal{O}) & \xleftarrow{\hat{\eta}} & \tilde{\mathcal{T}}^{/1}(\mathcal{O}) \otimes \tilde{\mathcal{T}}^{/1}(\mathcal{O}) & \xleftarrow{\cong} & |\mathbb{C}\pi| \otimes |\mathbb{C}\pi| \\
 \downarrow Z^{/1} & & \downarrow Z^{/1} & & \downarrow Z^{/1} \otimes Z^{/1} & & \downarrow Z^{/1} \otimes Z^{/1} \\
 |\text{FA}| & \xleftarrow{\cong} & \mathcal{A}^{/1}(\mathcal{O}) & \xleftarrow{\text{gr } \hat{\eta}} & \mathcal{A}^{/1}(\mathcal{O}) \otimes \mathcal{A}^{/1}(\mathcal{O}) & \xleftarrow{\cong} & |\text{FA}| \otimes |\text{FA}| \\
 & & & & \curvearrowleft & & \\
 & & & & \text{gr}[\cdot, \cdot]_G & &
 \end{array}$$

fig:Cube_for_bracket

Proof. The top and bottom squares commute by Theorem 5.8 and Corollary 5.7. All that needs to be shown is the commutativity of the middle square. This middle square occurs as the diagonal square of the multi-cube in Figure 23.

Using the construction in Section 2, we only need to show that the faces of the multi-cube in Figure 23 commute; this implies desired commutativity of the diagonal square. We have already established that the top and bottom faces commute

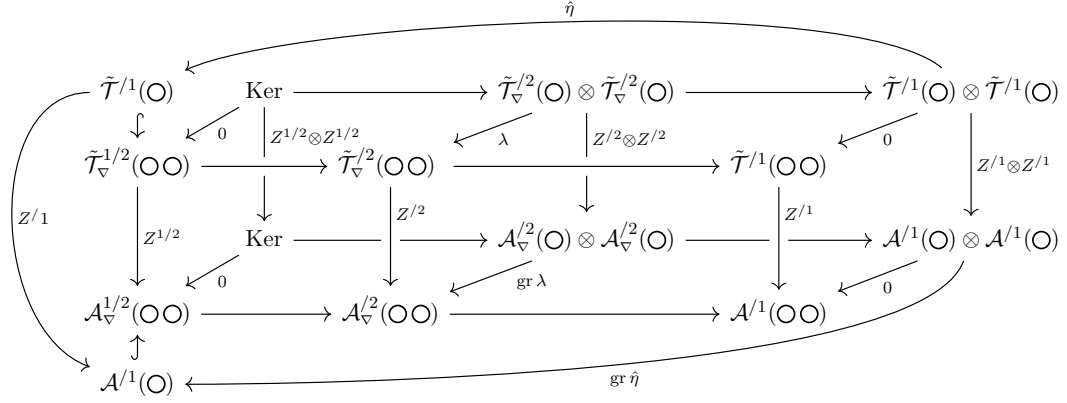


FIGURE 23. Commutative cube showing the formality of the Goldman bracket from the Kontsevich integral.

from Theorem 5.8 and Corollary 5.7. The front and back vertical faces commute because Z is a filtered map with respect to the s -filtration (Proposition 4.16). The left and right vertical sides commute trivially because of the zero maps.

The Kontsevich integral is homomorphic with respect to the stacking product (Proposition 4.13). Since λ is the difference between the stacking product and its opposite product, Z is homomorphic with respect to λ . In other words, the middle vertical face of Figure 23) commutes:

$$\begin{array}{ccc}
 & & \tilde{\mathcal{T}}_{\nabla}^{1/2}(\mathcal{O}) \otimes \tilde{\mathcal{T}}_{\nabla}^{1/2}(\mathcal{O}) \\
 & \swarrow \lambda & \downarrow Z^{1/2} \otimes Z^{1/2} \\
 \tilde{\mathcal{T}}_{\nabla}^{1/2}(\mathcal{O}\mathcal{O}) & & \mathcal{A}_{\nabla}^{1/2}(\mathcal{O}) \otimes \mathcal{A}_{\nabla}^{1/2}(\mathcal{O}) \\
 \downarrow Z^{1/2} & & \swarrow \text{gr } \lambda \\
 \mathcal{A}_{\nabla}^{1/2}(\mathcal{O}\mathcal{O}) & & \mathcal{A}_{\nabla}^{1/2}(\mathcal{O}\mathcal{O})
 \end{array}$$

In summary, all faces of the multi-cube in diagram in Figure 23 commutes, and therefore so does the induced diagonal square, completing the proof. \square

5.2. The Turaev co-bracket. In Section 3.2 we reviewed the definition of the Turaev cobracket on $|\mathbb{C}\pi|$ via the map $\mu : \mathbb{C}\tilde{\pi} \rightarrow |\mathbb{C}\pi| \otimes \mathbb{C}\pi$, which required choosing a rotation number $-1/2$ representative for curves in $\mathbb{C}\tilde{\pi}$. Our lift for the cobracket imitates this construction.

We start by interpreting $\mathbb{C}\tilde{\pi}$ in the context of tangles. Let \cap denote an interval skeleton component where both endpoints are on the bottom $D_p \times \{0\}$. We call a tangle with skeleton \cap a *bottom tangle*. We mark the endpoints of the interval

maybe we should revive
sec: cobracket in CON
 example below, showing
 how the graded bracket
 works
 I can't find the example
 you are referring to.

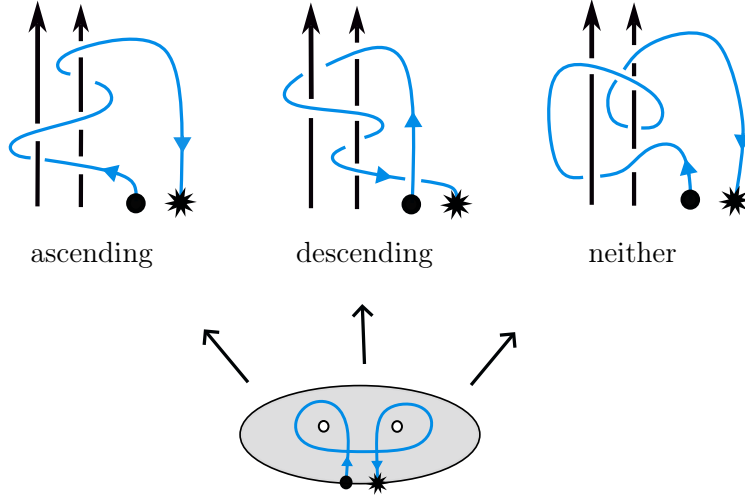


FIGURE 24. An example curve in $\mathbb{C}\pi$ lifted to bottom tangles. The left lift is an ascending tangle, the middle lift is a descending tangle, and the last lift is neither ascending nor descending. All three tangles are equivalent in $\tilde{\mathcal{T}}^{1/1}$, but distinct in $\tilde{\mathcal{T}}$.

fig:ascending

by \bullet and $*$, as in Figure 24. Furthermore, we denote by $\tilde{\mathcal{T}}(\mathcal{O}^k \cap^\ell)$ tangles with k circle skeleton components, and ℓ bottom intervals.

We extend the projection map β (Proposition 5.1) to such tangles to obtain an isomorphism similar to Corollary 5.3:

prop:ascispi

Proposition 5.9. *There is a well-defined natural bottom projection*

$$\beta : \mathbb{C}\tilde{\mathcal{T}}_{\nabla}(\mathcal{O}^k \cap^\ell) \rightarrow |\mathbb{C}\pi|^{\otimes k} \otimes \mathbb{C}\pi^{\otimes \ell},$$

which descends to an isomorphism $\beta : \tilde{\mathcal{T}}^{1/1}(\mathcal{O}^k \cap^\ell) \xrightarrow{\cong} |\mathbb{C}\pi|^{\otimes k} \otimes \mathbb{C}\pi^{\otimes \ell}$.

Proof. Identical to the proof of Proposition 5.1. □

we probably need to say this is still filtered?

prop:qbonbottomtangles

Proposition 5.10. *The division by b map, q_b , descends to an isomorphism*

$$q_b : \tilde{\mathcal{T}}_{\nabla}^{1/2}(\cap) \xrightarrow{\cong} \tilde{\mathcal{T}}_{\nabla}^{1/1}(\mathcal{O}\cap).$$

Proof. Thinking about the inverse map multiplication by b , m_b , an element of $\tilde{\mathcal{T}}_{\nabla}^{1/1}(\mathcal{O}\cap)$. The map q_b uses the Conway relation to smooth double points to get a two-component tangle, where one component has interval skeleton and the other component has circle skeleton. □

Do we even need a proof? If so, maybe restate as the mult by b map to follow like the Prop 4.21, none the less, the proof needs work or be deleted.

Next, we will recover μ as the connecting homomorphism induced from the difference between two ways to lift a bottom tangle.

compile error complaining about botskel in the caption

def:asc+desc

Definition 5.11. Let \bullet and $*$ be two points on the boundary of D_p that are close together. An embedding

$$T : (I, \{0, 1\}) \hookrightarrow (M_p, \{\bullet, *\})$$

representing a bottom tangle is called *ascending* if it “first winds upwards, and then goes *straight* down”. More precisely, if (z, s) is a global coordinate system for $M_p = D_p \times I$, then T is an ascending tangle if there exists $c \in (0, 1)$ such that when $t \in (0, c)$, the $\frac{d}{ds}$ component of \dot{T} is positive, when $t \in (c + \epsilon, 1)$, \dot{T} is a negative constant multiple of $\frac{d}{ds}$, and when $t \in (c, c + \epsilon)$, T smoothly transitions through a maximum (no sharp corner).

Likewise, such an embedding representing a bottom tangle T is *descending* if it “first goes straight up, and then winds downward”. So there is $c \in (0, 1)$ such that when $t \in (0, c)$, \dot{T} is a positive constant multiple of $\frac{d}{ds}$ and when $t \in (c + \epsilon, 1)$ the $\frac{d}{ds}$ component of \dot{T} is negative, and when $t \in (c, c + \epsilon)$, T smoothly transitions through a maximum.

Definition 5.12. An *ascending tangle* is a bottom tangle in M_p whose ambient isotopy class has an ascending embedding. Similarly, a *descending tangle* is a bottom tangle in M_p whose ambient isotopy class has an descending embedding. See Figure 24 for an example.

Given a curve K in $\mathbb{C}\pi$, through the isomorphism β , K can be lifted to a bottom tangle in $\tilde{\mathcal{T}}^1(\cap)$. Because we are in the quotient by degree 1 terms, crossings can be changed at will to make the lifted tangle be ascending or descending. However, to lift K to a framed tangle takes some care. For any framed curve K in $\mathbb{C}\pi$, we can choose a homotopy class representative with rotation number 0 that is a sailing curve. A *sailing curve* is a curve whose tangent vector never points in a fixed specified direction. For this context, viewing $D_p \times 0$ as a subset of \mathbb{C} as we fix the north direction \vec{n} to be in the direction of i , and sailing curves never point north. For a curve to avoid pointing north when turning from west to east, (instead of tacking like a sailboat with your nose to the wind) a kink can be added to loop the curve back around through the south direction and then continue heading east (do a jib turn like a sailboat with your back to the wind). See Figure 25 for an example sailing curve. When taking a lift of a sailing curve K , there is an ascending lift of the curve where the north vector is never tangent to the curve. We will denote this lift as $\lambda_a(K)$. We can choose a framing at each point p on $\lambda_a(K)$ by taking the tangent vector \dot{T} at p and the projection of \vec{n} on to the plane normal to \dot{T} (since \dot{T} is never parallel to \vec{n}). Thus $\lambda_a(K)$ is a framed ascending bottom tangle. Similarly we can lift K to a framed descending bottom tangle denoted $\lambda_b(K)$. Finally, we define $\bar{\lambda} : \tilde{\mathcal{T}}^1(\cap) \rightarrow \tilde{\mathcal{T}}^2(\cap)$ by

$$\bar{\lambda}(K) = \lambda_a(K) - \lambda_b(K)$$

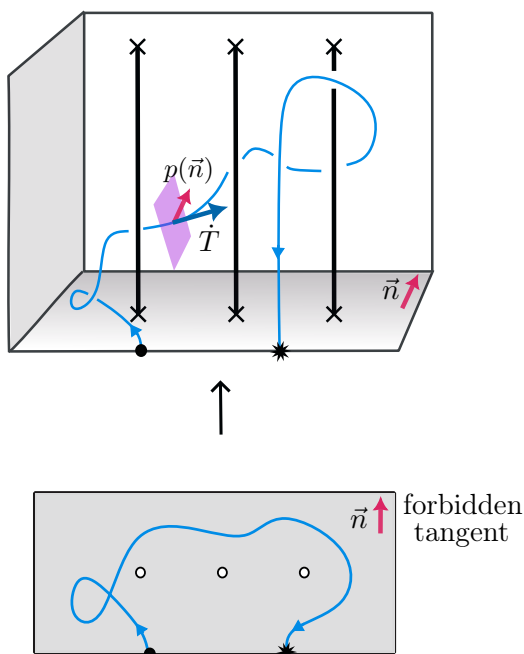


FIGURE 25. A rotation number 0 sailing curve in $\mathbb{C}\pi$ lifts to a framed bottom tangle in M_p . Here, $p(\vec{n})$ is the projection of \vec{n} on to the plane normal to \dot{T} at point p .

raming_from_sailing

to be the difference between the framed ascending bottom tangle and the framed descending bottom tangle. In $\tilde{\mathcal{T}}^{1/2}(\cap)$, crossing changes matter so $\bar{\lambda}$ is not the zero map.

Theorem 5.13. *The diagram in Figure 26 commutes and the unique induced map η , when composed with isomorphisms q_b and β , is the self intersection map μ , that is $\mu = \beta q_b \eta \beta^{-1}$.*

Proof. We need to show the right square commutes, which reduces to showing the right bottom triangle commutes. That is $\bar{\lambda}$ has image in the kernel of $\tilde{\mathcal{T}}_{\nabla}^{1/2}(\cap) \rightarrow \tilde{\mathcal{T}}^{1/2}(\cap)$. Let T be a tangle in $\tilde{\mathcal{T}}^{1/2}(\cap)$, and let T_a be a framed ascending bottom lift of T and T_b be a framed descending bottom lift of T . Then $\bar{\lambda}(T) = T_a - T_b$

We need to show the left square commutes, which is that λ applied to anything in $\tilde{\mathcal{T}}_{\nabla}^{1/2}(\cap)$ is in $\tilde{\mathcal{T}}_{\nabla}^{1/2}(\cap)$.

The image of η actually lives in $\tilde{\mathcal{T}}^{1/2}(\circ\cap)$

We need to show η is the self intersecting map, when composed with β 's.

Let $\gamma \in |\mathbb{C}\pi|$ and let $T = \lambda_a(\gamma)$ be an ascending lift. We can rewrite each strand-strand crossings (s -crossing for short) of T as a sum or difference of a

This is an old proof that is not correct. It has some of the correct spirit.

$$\begin{array}{ccccccc}
& & & \eta & & & \\
& & & \text{---} & & & \\
& & \tilde{\mathcal{T}}_{\nabla}^{1/2}(\cap) & \longrightarrow & \tilde{\mathcal{T}}_{\nabla}^{2/2}(\cap) & \xrightarrow{q} & \tilde{\mathcal{T}}^{1/1}(\cap) & \longrightarrow & 0 \\
& & \downarrow 0 & & \downarrow \lambda = \bar{\lambda} \circ q & & \downarrow 0 & & \\
0 & \longrightarrow & \tilde{\mathcal{T}}_{\nabla}^{1/2}(\cap) & \longrightarrow & \tilde{\mathcal{T}}_{\nabla}^{2/2}(\cap) & \longrightarrow & \tilde{\mathcal{T}}^{1/1}(\cap) & & \\
& & \uparrow \cong q_b & & & & & & \\
& & \tilde{\mathcal{T}}^{1/1}(\circ \cap) & \xleftarrow{\hat{\eta}} & & & & &
\end{array}$$

FIGURE 26. The nontrivial horizontal maps are the respective quotient maps, and q is one such quotient map.

fig:Snakeformu

double point and its counterpart in T^{fb} . As in the proof of ??, rewriting each s -crossing of T in this way yields a sum indexed by the subsets of its s -crossings. For every subset X of s -crossings, there is a term in the sum where the s -crossings in X are replaced by double points, and those not in X are replaced with their counterparts in T^{fb} . In particular, the term corresponding to $X = \emptyset$ is exactly T^{fb} , so $T - T^{fb}$ lives in $\tilde{\mathcal{T}}^1(\cap)$.

By passing to the quotient $\tilde{\mathcal{T}}_{\nabla}^1/\tilde{\mathcal{T}}_{\nabla}^2(\cap)$, only the terms that have a single double point remain, so $T - T^{fb}$ becomes a sum over the s -crossings of T , where in each term the s -crossing is replaced by a double point. The map q_b uses the Conway relation to smooth these double points to get a two-component tangle, where one component has interval skeleton and the other component has circle skeleton. Thus we land in $\tilde{\mathcal{T}}_{\nabla}^{1/1}(\circ \cap)$, which is isomorphic to $|\mathbb{C}\pi| \otimes \mathbb{C}\pi$ via β . \square

For a bottom tangle, there is a closure map from $cl : \tilde{\mathcal{T}}(\cap) \rightarrow \tilde{\mathcal{T}}(\circ)$ by connecting the endpoints of the bottom tangle, \bullet and $*$, by a canonical path in the boundary of the disk. Recall from Section 3.2 that the cobracket δ is constructed from μ by post composing with the closure map and then antisymmetrizing. In the context of tangle diagrams, this construction is shown in Figure 27. The closure map $cl : \tilde{\mathcal{T}}^{1/1}(\circ \cap) \rightarrow \tilde{\mathcal{T}}^{1/1}(\circ) \otimes \tilde{\mathcal{T}}^{1/1}(\circ)$ orders the components by placing the closed bottom tangle in the second slot. The intermediate induced map after closing, but before antisymmetrizing, is denoted in the figure by $\hat{\delta}$ and is called the *ordered* Turaev cobracket. We will show the Kontsevich integral is homomorphic with respect to $\hat{\delta}$. The homomorphicity of δ with respect to Z follows from immediately the homomorphicity of $\hat{\delta}$ with respect to Z because $\text{gr}(Alt) = Alt$.

Taking the associated graded of the diagram in Figure 20 we arrive at the diagram in Figure 28

$$\begin{array}{ccccc}
 \tilde{\mathcal{T}}_{\nabla}^{1/2}(\curvearrowright) & \longrightarrow & \tilde{\mathcal{T}}_{\nabla}^{2}(\curvearrowright) & \longrightarrow & \tilde{\mathcal{T}}^{1}(\curvearrowright) \\
 \downarrow 0 & & \downarrow \lambda & & \downarrow 0 \\
 \tilde{\mathcal{T}}_{\nabla}^{1/2}(\curvearrowright) & \longrightarrow & \tilde{\mathcal{T}}_{\nabla}^{2}(\curvearrowright) & \longrightarrow & \tilde{\mathcal{T}}^{1}(\curvearrowright) \\
 \cong \uparrow q_b & & & & \\
 \tilde{\mathcal{T}}^{1}(\circ\curvearrowright) & \xleftarrow{\hat{\eta}} & & & \\
 \downarrow cl & & & & \\
 \tilde{\mathcal{T}}^{1}(\circ) \otimes \tilde{\mathcal{T}}^{1}(\circ) & \xleftarrow{\hat{\delta}} & & & \\
 \downarrow Alt & & & & \\
 \tilde{\mathcal{T}}^{1}(\circ) \otimes \tilde{\mathcal{T}}^{1}(\circ) & \xleftarrow{\delta} & & &
 \end{array}$$

 FIGURE 27. Constructing δ from $\hat{\eta}$.

$$\begin{array}{ccccccc}
 \tilde{\mathcal{A}}_{\nabla}^{1/2}(\curvearrowright) & \longrightarrow & \tilde{\mathcal{A}}_{\nabla}^{2}(\curvearrowright) & \longrightarrow & \tilde{\mathcal{A}}^{1}(\curvearrowright) & \longrightarrow & 0 \\
 \downarrow 0 & & \downarrow \text{gr } \lambda & & \downarrow 0 & & \\
 0 \longrightarrow & \tilde{\mathcal{A}}_{\nabla}^{1/2}(\curvearrowright) & \longrightarrow & \tilde{\mathcal{A}}_{\nabla}^{2}(\curvearrowright) & \longrightarrow & \tilde{\mathcal{A}}^{1}(\curvearrowright) & \\
 \cong \uparrow q_b & & & & & & \\
 \tilde{\mathcal{A}}^{1}(\circ\curvearrowright) & \xleftarrow{\text{gr } \mu} & & & & & \\
 \downarrow \text{gr } cl & & & & & & \\
 \tilde{\mathcal{A}}^{1}(\circ) \otimes \tilde{\mathcal{A}}^{1}(\circ) & \xleftarrow{\text{gr } \hat{\delta}} & & & & &
 \end{array}$$

FIGURE 28. Associated graded diagram constructing the graded ordered Turaev cobracket.

Theorem 5.14. *The diagram in Figure 28 commutes and the induced map $\text{gr } \hat{\delta}$ is the associated graded ordered Turaev cobracket.*

Proof. The maps in the diagram of Figure 27 are filtered maps, and therefore Figure 28 is obtained by applying the associated graded functor to it. As a result, the diagram of Figure 28 commutes, $\text{gr } \mu$ is the induced map from the snake lemma for this diagram, and so $\text{gr } \hat{\delta}$ coincides with the graded ordered Turaev cobracket. \square

$$\begin{array}{ccccccc}
\tilde{\mathcal{T}}_{\nabla}^{1/2}(\cap) & \longrightarrow & \tilde{\mathcal{T}}_{\nabla}^{1/2}(\cap) & \longrightarrow & \tilde{\mathcal{T}}^{1/1}(\cap) & & \\
\downarrow 0 & & \downarrow \lambda & & \downarrow 0 & & \\
\tilde{\mathcal{T}}_{\nabla}^{1/2}(\cap) & \longrightarrow & \tilde{\mathcal{T}}_{\nabla}^{1/2}(\cap) & \longrightarrow & \tilde{\mathcal{T}}^{1/1}(\cap) & & \\
\cong \downarrow q_b & & & & & & \\
\tilde{\mathcal{T}}^{1/1}(\circ \cap) & \xleftarrow{\mu} & \tilde{\mathcal{T}}_{\nabla}^{1/2}(\cap) & & \tilde{\mathcal{T}}^{1/1}(\cap) & & \\
\downarrow cl & & \downarrow cl & & \downarrow 0 & & \\
\tilde{\mathcal{T}}^{1/1}(\circ) \otimes \tilde{\mathcal{T}}^{1/1}(\circ) & \xrightarrow{\exists \rho} & \tilde{\mathcal{T}}_{\nabla}^{1/2}(\circ) & \longrightarrow & \tilde{\mathcal{T}}^{1/1}(\circ) & \longrightarrow & 0
\end{array}$$

FIGURE 29. Commutative diagram for Lemma 5.15.

pcubesimplification

pcubesimplification

Lemma 5.15. *There exists a map $\rho : \tilde{\mathcal{T}}^{1/1}(\circ) \otimes \tilde{\mathcal{T}}^{1/1}(\circ) \rightarrow \tilde{\mathcal{T}}_{\nabla}^{1/2}(\circ)$ that makes the diagram in Figure 29 commute.*

In this figure, do we need μ in it still?

Proof. There is an isomorphism from $\tilde{\mathcal{T}}^{1/1}(\circ) \otimes \tilde{\mathcal{T}}^{1/1}(\circ)$ to $\tilde{\mathcal{T}}^{1/1}(\circ \circ)$ by combining the two tangles into a single tangle and forgetting the order of the components. Since we are modding out by s degree 1, there is no notion of over or under, these are just curves in the disc.

The map $\rho : \tilde{\mathcal{T}}^{1/1}(\circ) \otimes \tilde{\mathcal{T}}^{1/1}(\circ) \rightarrow \tilde{\mathcal{T}}_{\nabla}^{1/2}(\circ)$ is defined to be the following composition of maps.

$$\begin{array}{c}
\begin{array}{ccccccc}
& & & \rho & & & \\
& & \curvearrowright & & \curvearrowleft & & \\
\tilde{\mathcal{T}}^{1/1}(\circ) \otimes \tilde{\mathcal{T}}^{1/1}(\circ) & \xrightarrow{\text{forget}} & \tilde{\mathcal{T}}^{1/1}(\circ \circ) & \xleftarrow{q_b} & \tilde{\mathcal{T}}_{\nabla}^{1/2}(\circ) & \xleftarrow{\quad} & \tilde{\mathcal{T}}_{\nabla}^{1/2}(\circ)
\end{array}
\end{array}$$

Since the image of ρ in $\tilde{\mathcal{T}}_{\nabla}^{1/2}$ is all of $\tilde{\mathcal{T}}^{1/2}$ we get the following short exact sequence.

$$\tilde{\mathcal{T}}^{1/1}(\circ) \otimes \tilde{\mathcal{T}}^{1/1}(\circ) \xrightarrow{\rho} \tilde{\mathcal{T}}_{\nabla}^{1/2}(\circ) \longrightarrow \tilde{\mathcal{T}}^{1/1}(\circ) \longrightarrow 0$$

The commutativity of the diagram in Figure 29 relies finally on the commutativity of the bottom left square. We single this square out below and verify the commutativity.

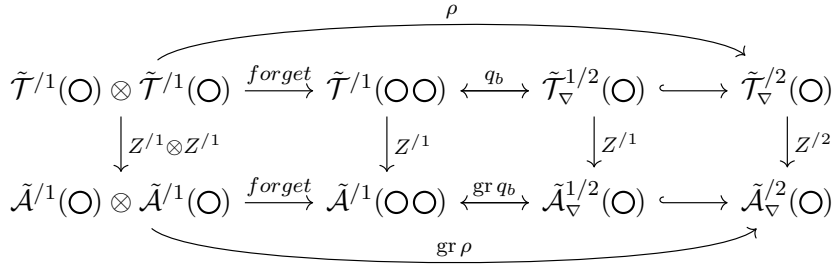
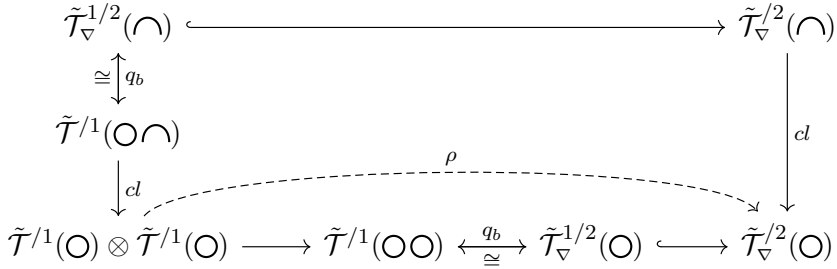


FIGURE 30. Commutative diagram for Lemma 5.16

fig:frontlefthomom



Let $T \in \tilde{\mathcal{T}}_{\nabla}^{1/2}(\cap)$, then T is a bottom tangle with exactly one double point. Following along the top and right of the diagram in Figure 29, when T is closed, we get a closed loop with one double point inside $\tilde{\mathcal{T}}_{\nabla}^{1/2}(\mathcal{O})$. Following along the right and bottom, $q_b(T)$ uses the Conway relation to snip off a loop of T to get a tangle in $\tilde{\mathcal{T}}^{1/1}(\mathcal{O}\cap)$ with one closed loop and a bottom tangle, with no double points. Closing the bottom tangle and forgetting the order of the closed loops gives a tangle in $\tilde{\mathcal{T}}^{1/1}(\mathcal{O}\mathcal{O})$ with two closed loops and no double points. Reversing the Conway relation along q_b glues together the two closed loops to get a single closed loop with one double point then included into $\tilde{\mathcal{T}}_{\nabla}^{1/2}(\mathcal{O})$. This arrives at the same closed loop with one double point as if we had closed T in the first place. \square

lem:frontlefthomom

Lemma 5.16. *The diagram in Figure 30 commutes.*

Proof. The right square commutes because Z is a filtered map and respects filtered inclusions.

For the middle square, we use the map q_b from right to left and show commutativity on a double point.

$$\begin{aligned} Z^{/1}(q_b(\mathbb{X})) &= Z^{/1}(\mathfrak{J} \mathfrak{I}) = \mathfrak{J} \mathfrak{I} \\ Z^{/1}(\mathbb{X}) &= e^{C/2} - e^{-C/2} \\ &= \frac{C}{2} - \left(-\frac{C}{2}\right) + \text{higher degree terms} \in \tilde{\mathcal{A}}_{\nabla}^{/2}(\mathbb{O}) \\ &= C = \begin{matrix} \uparrow & \uparrow \\ \dots & \dots \\ \uparrow & \uparrow \end{matrix} = a \begin{matrix} \uparrow & \uparrow \\ \dots & \dots \\ \uparrow & \uparrow \end{matrix} = a \mathfrak{J} \mathfrak{I} \\ \text{gr } q_b(Z^{/1}(\mathbb{X})) &= \text{gr}(a) \mathfrak{J} \mathfrak{I} = \mathfrak{J} \mathfrak{I} \end{aligned}$$

For the left square, Z compatible with forgetful is because we land in $/1$, where there are no s-s chords. \square

say more about left square
obracethomomorphic

Theorem 5.17. *The Kontsevich integral descends to a homomorphic expansion for the ordered Turaev cobracket. That is, the following square commutes:*

$$\begin{array}{ccc} \tilde{\mathcal{T}}^{/1}(\mathbb{O}) \otimes \tilde{\mathcal{T}}^{/1}(\mathbb{O}) & \xleftarrow{\hat{\delta}} & \tilde{\mathcal{T}}^{/1}(\cap) \\ \downarrow Z^{/1} \otimes Z^{/1} & & \downarrow Z^{/1} \\ \mathcal{A}^{/1}(\mathbb{O}) \otimes \mathcal{A}^{/1}(\mathbb{O}) & \xleftarrow{\text{gr } \hat{\delta}} & \mathcal{A}^{/1}(\cap) \end{array}$$

Proof. The diagram in Figure 31 is attained by taking the Kontsevich integral of the commutative diagram in Figure 29 (with the middle layers omitted). We have already established that the top and bottom faces commute by Lemma 5.15 and Theorem 5.14. The left and right vertical sides trivially commute because of the zero maps. The front-left vertical square commutes by Lemma 5.16. The front-right and back faces commute because Z respects the s -filtration and is homomorphic with respect to the inclusion and quotient maps of the filtered components.

The middle vertical face of Figure 31 is the following square.

$$\begin{array}{ccc} & & \tilde{\mathcal{T}}_{\nabla}^{/2}(\cap) \\ & \swarrow cl \circ \lambda & \downarrow Z^{/2} \\ \tilde{\mathcal{T}}_{\nabla}^{/2}(\mathbb{O}) & & \mathcal{A}_{\nabla}^{/2}(\cap) \\ \downarrow Z^{/2} & & \swarrow \text{gr}(cl \circ \lambda) \\ \mathcal{A}_{\nabla}^{/2}(\mathbb{O}) & & \end{array}$$

The Kontsevich integral is homomorphic with respect to the flip operation, as shown in Proposition 4.13. The map $cl \circ \lambda$ applied to a bottom tangle outputs the difference between the closed ascending lift and the closed descending lift. The closed descending lift is the flip of the closed ascending lift. So $cl \circ \lambda =$

This is not quite right, FIX ME!

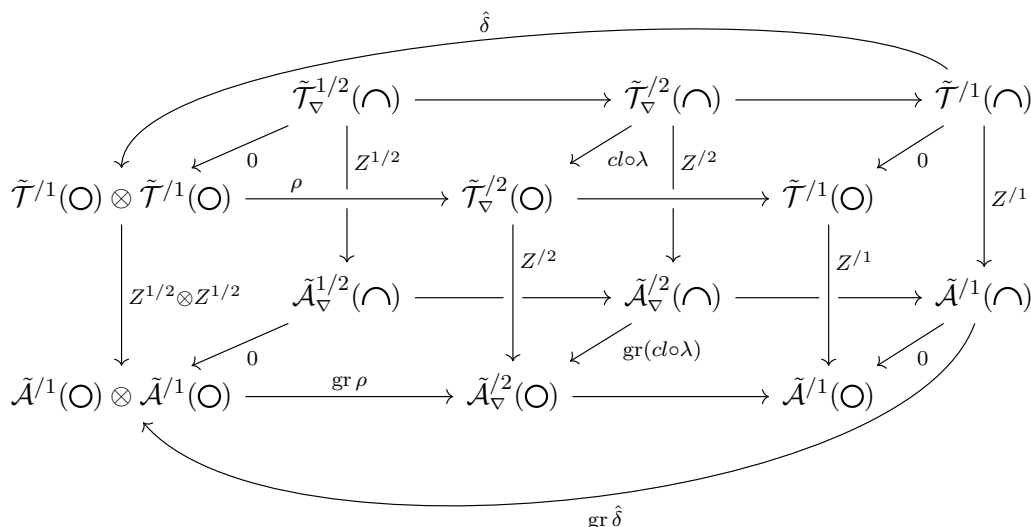


FIGURE 31. Commutative cube showing the formality of the ordered Turaev cobracket from the Kontsevich integral.

Cube_for_cobracket

$(id - flip) \circ cl$ acting on ascending representatives. Z is homomorphic with respect to $(id - flip) \circ cl$.

The commutativity of all vertical faces of the cube diagram in Figure 31 implies that the induces diagonal square also commutes, which gives the desired formality of the theorem statement. \square

where does conjugation come into play??
 Something about flipping first then dragging the ends down and then closing.

remark—if we were doing this with μ is it wouldn't work because flip of a bottom tangle is not a bottom tangle. It is much cleaner to just pass to the closures.

REFERENCES

AKKN_highergen	[AKKN18a]	Anton Alekseev, Nariya Kawazumi, Yusuke Kuno, and Florian Naef. The goldman-turaev lie bialgebra and the kashiwara-vergne problem in higher genera, 2018.
akkn_g0	[AKKN18b]	Anton Alekseev, Nariya Kawazumi, Yusuke Kuno, and Florian Naef. The goldman-turaev lie bialgebra in genus zero and the kashiwara-vergne problem. <i>Advances in Mathematics</i> , 326:1–53, 2018.
AKKN_formality	[AKKN20]	Anton Alekseev, Nariya Kawazumi, Yusuke Kuno, and Florian Naef. Goldman-turaev formality implies kashiwara-vergne. <i>Quantum Topology</i> , 11(4):657–689, 2020.
BN1	[BN95]	D. Bar-Natan. On the vassiliev knot invariants. <i>Topology</i> , 34:423–472, 1995.
WK02	[BND17]	Dror Bar-Natan and Zsuzsanna Dancso. Finite type invariants of w-knotted objects II: tangles, foams and the Kashiwara-Vergne problem. <i>Math. Ann.</i> , 367(3-4):1517–1586, 2017.
CDM_2012	[CDM12]	S. Chmutov, S. Duzhin, and J. Mostovoy. <i>Introduction to Vassiliev Knot Invariants</i> . Cambridge University Press, 2012.

- Da** [Dan10] Zsuzsanna Dancso. On the kontsevich integral for knotted trivalent graphs. *Alg. Geom. Topol.*, 10(3):1317–1365, 2010.
- Gol** [Gol86] William Mark Goldman. Invariant functions on lie groups and hamiltonian flows of surface group representations. *Invent. Math.*, 85:263–302, 1986.
- Gor** [Gor99] Viktor Goryunov. Vassiliev invariants of knots in \mathbb{R}^3 and in a solid torus. *Differential and symplectic topology of knots and curves, Amer. Math. Soc. Transl.*, 190(2):37–59, 1999.
- HM** [HM21] Kazuo Habiro and Gwénaél Massuyeau. The Kontsevich integral for bottom tangles in handlebodies. *Quantum Topol.*, 12(4):593–703, 2021.
- Kon** [Kon93] Maxim Kontsevich. Vassiliev’s knot invariants. *Adv. in Soviet Math.*, 16(2):137–150, 1993.
- LM95** [LM95] Tu Quoc Thang Le and Jun Murakami. Kontsevich’s integral for the homfly polynomial and relations between values of multiple zeta functions. *Topology and its applications*, 62:193–206, 1995.
- LM96** [LM96] Tu Quoc Thang Le and Jun Murakami. The universal Vassiliev-Kontsevich invariant for framed oriented links. *Compositio Mathematica*, 102(1):41–64, 1996.
- Mag** [Mag35] W Magnus. Beziehungen zwischen gruppen und idealen in einem speziellen ring. *Mathematische Annalen*, 111:259–280, 1935.
- Mas** [Mas18] Géwna el Massuyeau. Formal descriptions of turaev’s loop operations. *Quantum Topol.*, 9:39–117, 2018.
- Tur** [Tur91] Vladimir Turaev. Skein quantization of poisson algebras of loops on surfaces. *Ann. Sci. École Norm. Sup.*, 24:635–704, 1991.

DEPARTMENT OF MATHEMATICS, UNIVERSITY OF TORONTO, TORONTO, ONTARIO, CANADA

Email address: drorbn@math.toronto.edu

URL: <http://www.math.toronto.edu/~drorbn>

SCHOOL OF MATHEMATICS AND STATISTICS, THE UNIVERSITY OF SYDNEY, SYDNEY, NSW, AUSTRALIA

Email address: zsuzsanna.dancso@sydney.edu.au

SCHOOL OF MATHEMATICS AND STATISTICS, THE UNIVERSITY OF MELBOURNE, MELBOURNE, VICTORIA, AUSTRALIA

Email address: hogant@student.unimelb.edu.au

URL: <https://www.tamaramaehogan.com/>

DEPARTMENT OF MATHEMATICS, UNIVERSITY OF TORONTO, TORONTO, ONTARIO, CANADA

Email address: chengjin.liu@mail.utoronto.ca

DEPARTMENT OF MATHEMATICS AND STATISTICS, ELON UNIVERSITY, ELON, NORTH CAROLINA

Email address: nscherich@elon.edu

URL: <http://www.nancyscherich.com>