

FAS Winter 2026 Grad Course Evaluation Report

Please review the [Step-by-Step Guide to Reviewing Your Course Evaluations](#) for instructors to assist with interpreting your report(s).

Content of Course Evaluation Reports

The University of Toronto's Cascaded Course Evaluation Framework (CCEF) offers the opportunity for students to provide feedback on their own learning experiences. The CCEF comprises institutional items, divisional items, departmental items as well as instructor-selected items. More information about the CCEF is available on the [course evaluations website](#).

While interpreting course evaluation results, it is important to keep the following in mind:

Course evaluations provide student perspectives on their learning experiences in the course and experts on teaching evaluation advise that no individual method gives the complete picture of an instructor's teaching effectiveness. Moreover, in the U of T context, other factors such as class size and class level were found to cause small variations in the numerical ratings.

This report contains four sections:

<p>Section 1: Quantitative Data Results of institutional, divisional, and departmental rating-scale items.</p>	<p>Section 2: Instructor-Selected Items Results of rating-scale items you have selected during the Item Selection period this term.</p>	<p>Section 3: Comparative Data Comparative results of this course vs. all courses evaluated in the department and/or division this term.</p>	<p>Section 4: Qualitative Comments Unedited student responses to the institutional open-ended questions.</p>
---	---	--	---

Statistical Terms Used in this Report

<p>Mean: The mathematical average.</p>	<p>Median: The middle value when all responses are ordered. Less sensitive to extreme and/or divergent scores.</p>	<p>Mode: The most frequently occurring score.</p>	<p>Standard Deviation: A measure to indicate the "spread" of the scores.</p>
<p>The Institutional Composite Mean (ICM): A mathematical average of the first five institutional rating scale items (Ins01-05), which represent institution-wide teaching and learning priorities.</p> <p>The 2018 Validation Study established the reliability and validity of using the ICM as a metric to understand students' collective experiences.</p>		<p>% of Endorsement: The percentage of respondents that selected the two most positive response options ("A Great Deal" and "Mostly" combined in Ins01 to Ins05; "Excellent" and "Very good" combined in Ins06).</p>	

FAS Winter 2026 Grad Course Evaluation Report for Dror Bar-Natan

Course Name: ALGEBRAIC TOPOLOGY MAT1301H-S-LEC0101
Delivery Mode: INPER

Division: ARTSC
Department: MAT-SGS

Raters	Students
Responded	15
Invited	25
Response Ratio	60%

Section 1: Course Evaluation Results - Quantitative Data

This section provides a figure and statistical information about institutional, divisional, and departmental rating-scale items. Please see Section 4 for open-ended responses.

For the 6 institutional items (Ins01 to Ins06), the two sets of scales and the associated numerical values are:

Ins01-Ins05	Ins06
Not at all-1	Poor-1
Somewhat-2	Fair-2
Moderately-3	Good-3
Mostly-4	Very Good-4
A Great Deal-5	Excellent-5

Divisional and departmental items may use scales different than the two noted above.

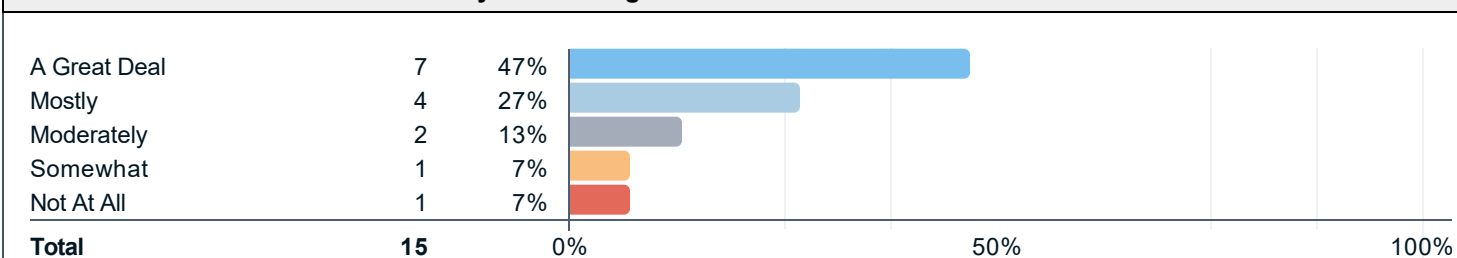
The bar graphs provide the number and percentage of respondents selecting each answer option for each item. The distribution of answer options in the bar graphs gives the most complete information about the typical student response and the variability in the distribution of responses. When interpreting course evaluation results, the bar graph provides more nuanced information than any summary statistic alone.

Mean, Median, Mode and Standard Deviation are calculated from the numerical values of each answer option.

“% of Endorsement” indicates the percentage of respondents that selected the two most positive response options (“A Great Deal” and “Mostly” combined in Ins01 to Ins05; “Excellent” and “Very good” combined in Ins06). Please note that divisional and departmental items might use scales that are not in ascending order and thus “% of Endorsement” is only provided for institutional rating-scale items.

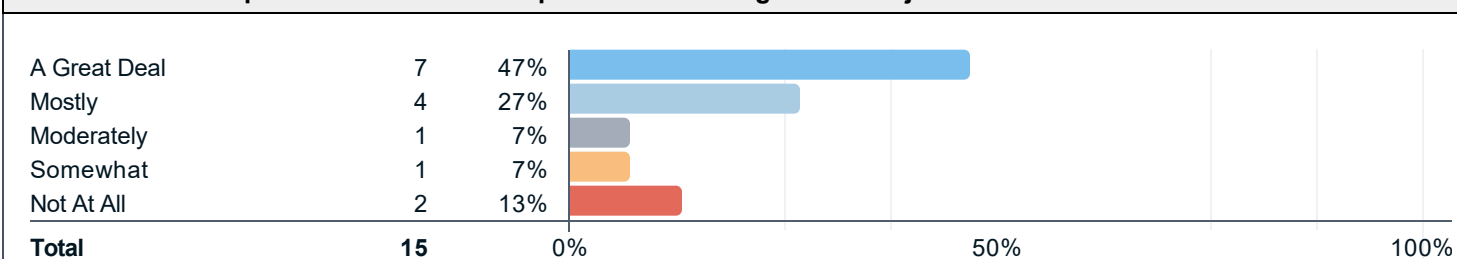
Institutional Items

Ins01. I found the course intellectually stimulating.




Statistics	Value
Mean	4.0
Median	4.0
Mode	5
Standard Deviation	1.3
% of Endorsement	73%

Ins02. The course provided me with a deeper understanding of the subject matter.



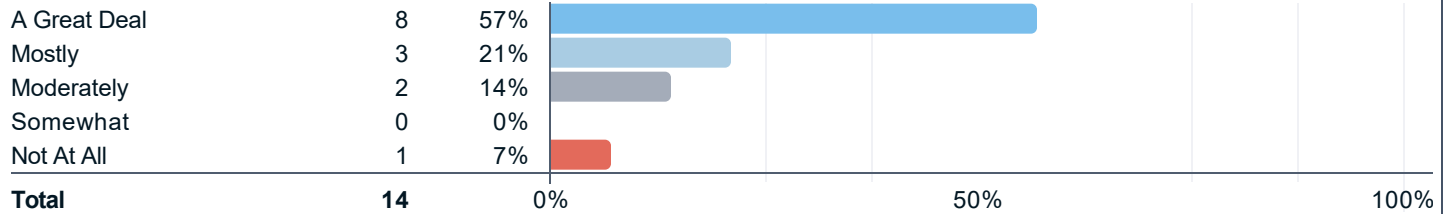
Statistics	Value
Mean	3.9
Median	4.0
Mode	5
Standard Deviation	1.5
% of Endorsement	73%

Ins03. The instructor (Dror Bar-Natan) created an atmosphere that was conducive to my learning.




Statistics	Value
Mean	4.0
Median	5.0
Mode	5
Standard Deviation	1.4
% of Endorsement	67%

Ins04. Course projects, assignments, tests, and/or exams improved my understanding of the course material.



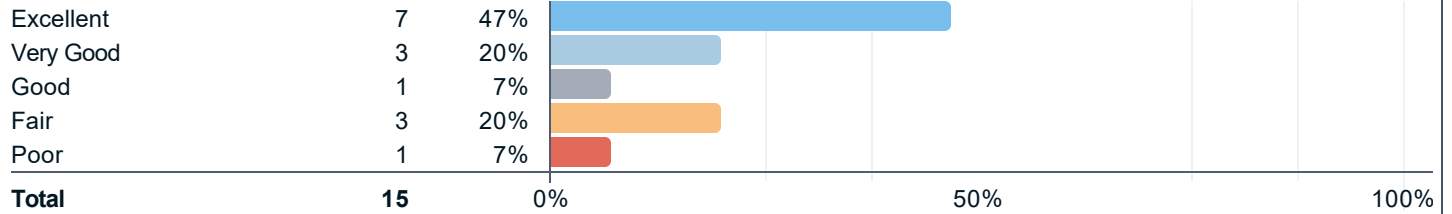
Statistics	Value
Mean	4.2
Median	5.0
Mode	5
Standard Deviation	1.2
% of Endorsement	79%

Ins05. Course projects, assignments, tests and/or exams provided opportunity for me to demonstrate an understanding of the course material.



Statistics	Value
Mean	4.0
Median	4.0
Mode	5
Standard Deviation	1.2
% of Endorsement	79%

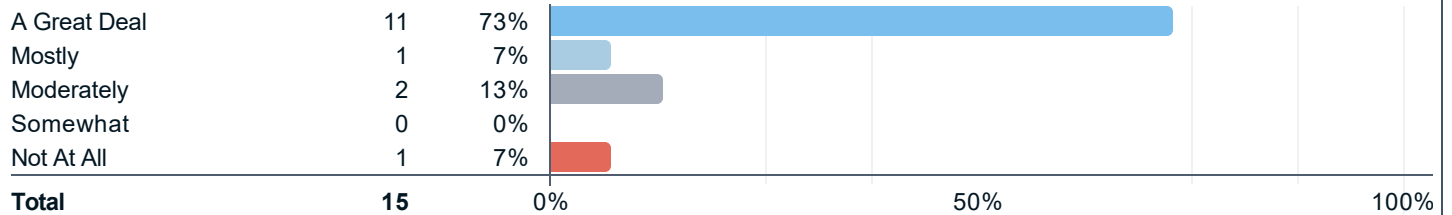
Ins06. Overall, the quality of my learning experience in this course was:



Statistics	Value
Mean	3.8
Median	4.0
Mode	5
Standard Deviation	1.4
% of Endorsement	67%

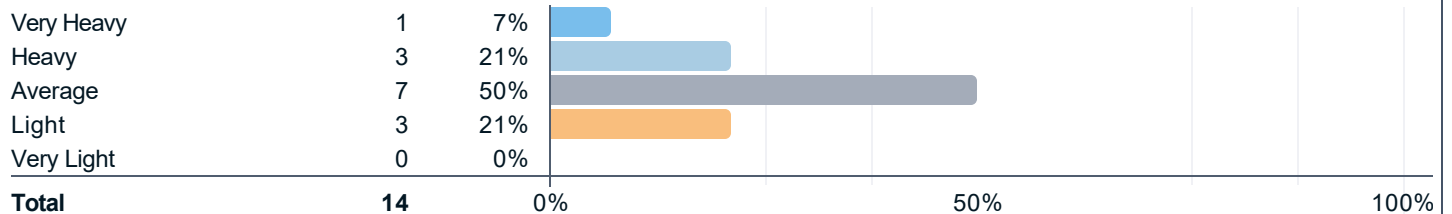
Divisional Items

FAS001 The instructor ([Dror Bar-Natan](#)) generated enthusiasm for learning in the course.



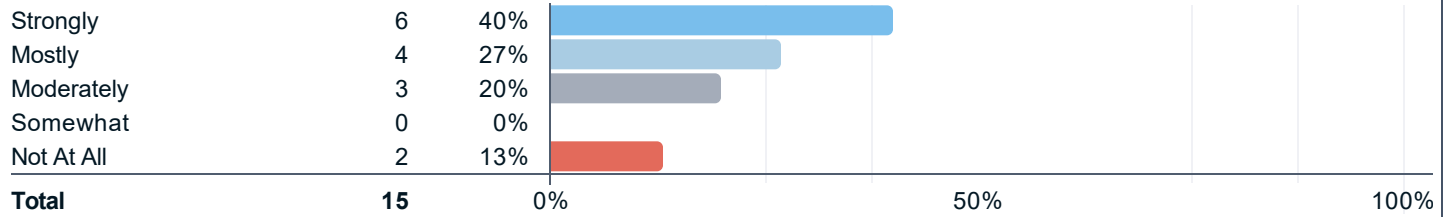
Statistics	Value
Mean	4.4
Median	5.0
Mode	5
Standard Deviation	1.2

FAS002 Compared to other courses, the workload for this course was...



Statistics	Value
Mean	3.1
Median	3.0
Mode	3
Standard Deviation	0.9

FAS003 I would recommend this course to other students.



Statistics	Value
Mean	3.8
Median	4.0
Mode	5
Standard Deviation	1.4

Section 2: Instructor-selected Items

This section provides the results of the quantitative items you selected from the item bank during the question personalization period. These results are available only to you as they serve for personalized formative feedback.

Please note instructor-selected items are *not included* in the administrative report provided to your department.

Section 3: Comparative Data

This section provides comparative information (i.e., means and medians) between the results of this course and those of all courses evaluated in the department (if applicable) and/or in the division **in this term**.

Please note that means for the department/division are weighted by the number of respondents so courses with higher numbers of respondents carry more weight in the calculation of the departmental/divisional mean values.

The departmental and divisional median values are the middle values when responses from all courses are ordered.

Departmental/divisional mean and median values are provided for comparison but due to other course factors that may influence the responses for a course, they should not be regarded as definitive benchmarks.

Institutional Composite Mean (ICM): A mathematical average of the first five institutional rating scale items (Ins01-05).		
Course	Department	Division
4.0	4.5	4.3

Institutional Items	Course Mean	Dept Mean	Div Mean	Course Median	Dept Median	Div Median
Ins01. I found the course intellectually stimulating.	4.0	4.5	4.2	4.0	5.0	5.0
Ins02. The course provided me with a deeper understanding of the subject matter.	3.9	4.5	4.3	4.0	5.0	5.0
Ins03. The instructor (Dror Bar-Natan) created an atmosphere that was conducive to my learning.	4.0	4.5	4.4	5.0	5.0	5.0
Ins04. Course projects, assignments, tests, and/or exams improved my understanding of the course material.	4.2	4.5	4.2	5.0	5.0	5.0
Ins05. Course projects, assignments, tests and/or exams provided opportunity for me to demonstrate an understanding of the course material.	4.0	4.4	4.3	4.0	5.0	5.0
Ins06. Overall, the quality of my learning experience in this course was:	3.8	4.3	4.1	4.0	5.0	5.0

Divisional Items	Course Mean	Dept Mean	Div Mean	Course Median	Dept Median	Div Median
FAS001 The instructor (Dror Bar-Natan) generated enthusiasm for learning in the course.	4.4	4.6	4.5	5.0	5.0	5.0
FAS002 Compared to other courses, the workload for this course was...	3.1	3.0	3.3	3.0	3.0	3.0
FAS003 I would recommend this course to other students.	3.8	4.4	4.1	4.0	5.0	5.0

Section 4: Qualitative Comments

Please note that unedited student responses are presented here in random order.

When reviewing student responses, look for common themes and focus on actionable feedback. For assistance interpreting your report(s), please see details on the [Step-by-Step Guide to Reviewing Your Course Evaluations for Instructors](#).

Ins07. Please comment on the overall quality of the instruction in this course.

Comments
Overall, the material coverage was very fulfilling. Dror's choice of the content order made it easier for me to understand sections in Hatcher a lot better. For example, I did not understand much from CW complexes when I tried to read chapter 0 by myself last semester but it made a lot of sense when I came back to it at the end of 1301.
I found the proof sketch of the fundamental theorem of for the covering spaces to be vague compared to other proofs given in class. I believe following Hatcher closely for that part would've made it easier for me to understand.
Overall, I enjoyed Dror's teaching style, especially the fact that he starts by giving the intuition behind big theorems. Those comments aren't usually found in books but Dror's intuition explanations make it a lot easier to follow the proofs in Hatcher's Algebraic Topology.
Dror is a great instructor, he is always engaged with the class and constantly checks with us to make sure we understand what is going on, and has no problem going over things if we need more clarification. The assignments were well-put together and intellectually stimulating, and had good questions in them. However, only about half of each assignment was actually marked with feedback and this is not a good feeling for the students as it makes me feel like a lot of my work was for nothing, and it would be nice to get feedback on all the questions. The marking scheme is very lenient which is good as it helps take off much of the stress. There were a couple timing issues like the last class not being very long and Dror seemed to think it was a very big deal, but it wasn't bad at all and I want him to know that his teaching is still very appreciated and that he is a wonderful instructor!
The lectures are quite slow paced, making it hard to focus on. I also dont like how one can get 100% on the exams by memorizing all the lectures and homeworks instead of applying their knowledge properly.

Ins08. Please comment on any assistance that was available to support your learning in the course.

Comments
The office hours were really helpful. Homework questions in knot theory concepts were interesting to figure out.