

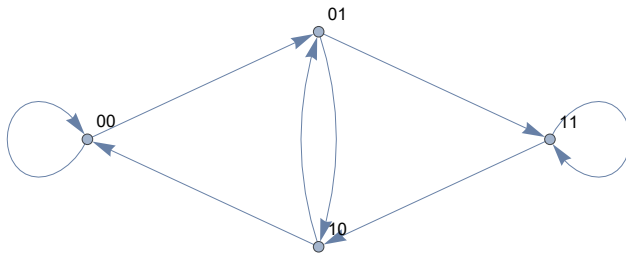
Pensieve header: Printing the De Bruijn graphs,

```
B[n_] := StringJoin@@@Tuples[{"0", "1"}, n]
```

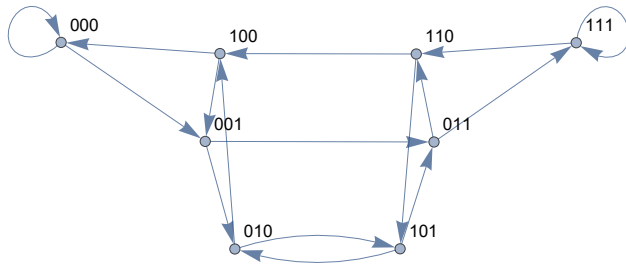
```
B[3]
```

```
{000, 001, 010, 011, 100, 101, 110, 111}
```

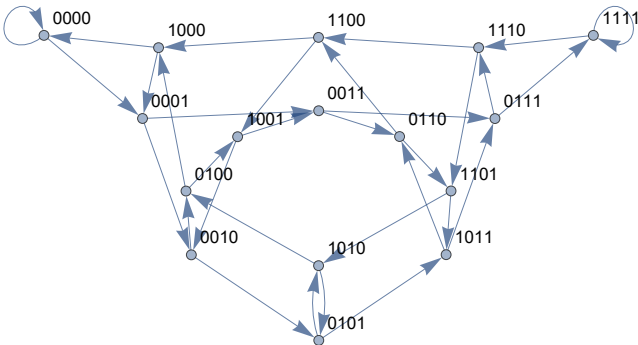
```
G[n_] := Graph[B[n - 1],
  Table[StringDrop[e, -1] → StringDrop[e, 1], {e, B[n]}],
  VertexLabels → "Name"
]; G[3]
```



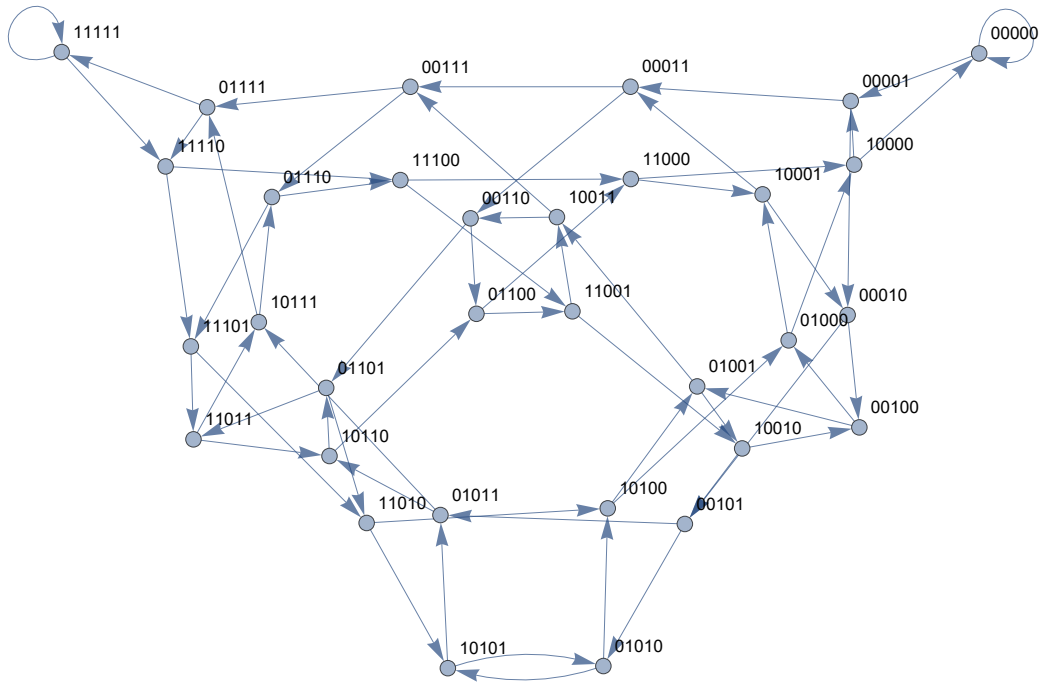
```
G[4]
```



```
G[5]
```



G[6]



G[7]

