

Section 1 Course Evaluation Executive Summary

Course Name: Problem Solving Sem MAT475H1-S-LEC0101	Instructor: Dror Bar-Natan
Course Code: MAT475H1	Section: LEC0101

FAS Winter 2016 Undergrad	
Raters	Students
Responded	15
Invited	38

Part A. Core Institutional Items

Scale: 1 - Not At All 2 - Somewhat 3 - Moderately 4 - Mostly 5 - A Great Deal

Question	Summary	
	Mean	Standard Deviation
I found the course intellectually stimulating.	4.7	0.5
The course provided me with a deeper understanding of the subject matter.	4.3	0.6
The instructor (Dror Bar-Natan) created an atmosphere that was conducive to my learning.	4.8	0.4
Course projects, assignments, tests, and/or exams improved my understanding of the course material.	4.4	0.5
Course projects, assignments, tests and/or exams provided opportunity for me to demonstrate an understanding of the course material.	4.4	0.5
Institutional Composite Mean	4.5	0.5

Scale: 1 - Poor 2 - Fair 3 - Good 4 - Very Good 5 - Excellent

Question	Summary	
	Mean	Standard Deviation
Overall, the quality of my learning experience in this course was:	4.6	0.5

7. Please comment on the overall quality of the instruction in this course.	See Section 2
8. Please comment on any assistance that was available to support your learning in this course.	See Section 2

Part B. Divisional Items

Scale: 1 - Not At All 2 - Somewhat 3 - Moderately 4 - Mostly 5 - A Great Deal

Question	Summary	
	Mean	Standard Deviation
The instructor (Dror Bar-Natan) generated enthusiasm for learning in the course.	4.9	0.3

Scale: 1 - Very Light 2 - Light 3 - Average 4 - Heavy 5 - Very Heavy

Question	Summary	
	Mean	Standard Deviation
Compared to other courses, the workload for this course was...	3.6	1.0

Scale: 1 - Not At All 2 - Somewhat 3 - Moderately 4 - Mostly 5 - Strongly

Question	Summary	
	Mean	Standard Deviation
I would recommend this course to other students.	4.5	0.7

Part C: Departmental Items

Scale: 1 - Not At All 2 - Somewhat 3 - Moderately 4 - Mostly 5 - A Great Deal

Question	Summary	
	Mean	Standard Deviation
The course instructor (Dror Bar-Natan) explained concepts clearly.	4.7	0.5

Scale: 1 - Not At All 2 - Somewhat 3 - Moderately 4 - Mostly 5 - A Great Deal

Question	Summary	
	Mean	Standard Deviation
The course instructor (Dror Bar-Natan) was approachable.	4.7	0.5

Scale: 1 - Not At All 2 - Somewhat 3 - Moderately 4 - Mostly 5 - A Great Deal

Question	Summary	
	Mean	Standard Deviation
The course instructor (Dror Bar-Natan) answered questions clearly.	4.7	0.5

Scale: 1 - Poor 2 - Fair 3 - Good 4 - Very Good 5 - Excellent

Question	Summary	
	Mean	Standard Deviation
UNIT(OQI) Overall, the quality of instruction provided by (Dror Bar-Natan) in this course was:	4.7	0.9

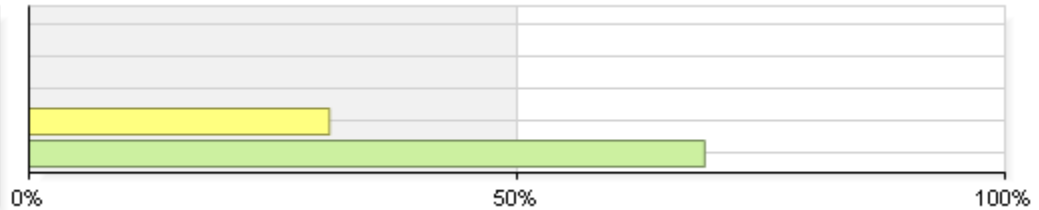
Section 2 Course Evaluation Details and Summaries

Response Distributions and Associated Statistics

Part A. Institutional Items

1. I found the course intellectually stimulating.

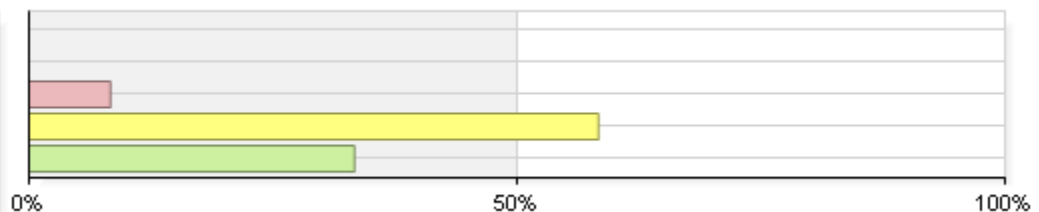
1 Not At All	0	0%
2 Somewhat	0	0%
3 Moderately	0	0%
4 Mostly	4	31%
5 A Great Deal	9	69%
Total	13	



Statistics	Value
Mean	4.7
Median	5.0
Mode	5
Standard Deviation	+/-0.5

2. The course provided me with a deeper understanding of the subject matter.

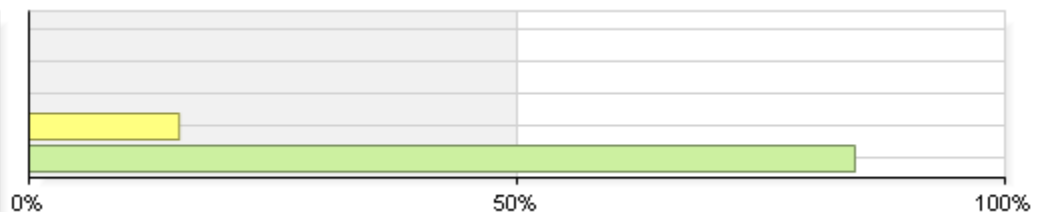
1 Not At All	0	0%
2 Somewhat	0	0%
3 Moderately	1	8%
4 Mostly	7	58%
5 A Great Deal	4	33%
Total	12	



Statistics	Value
Mean	4.3
Median	4.0
Mode	4
Standard Deviation	+/-0.6

3. The instructor (**Dror Bar-Natan**) created a course atmosphere that was conducive to my learning.

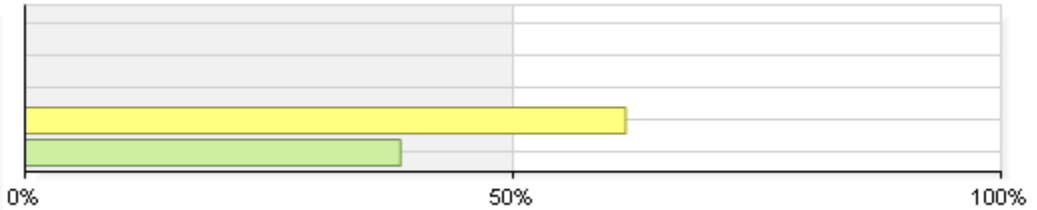
1 Not At All	0	0%
2 Somewhat	0	0%
3 Moderately	0	0%
4 Mostly	2	15%
5 A Great Deal	11	85%
Total	13	



Statistics	Value
Mean	4.8
Median	5.0
Mode	5
Standard Deviation	+/-0.4

4. Course projects, assignments, tests and/or exams improved my understanding of the course material.

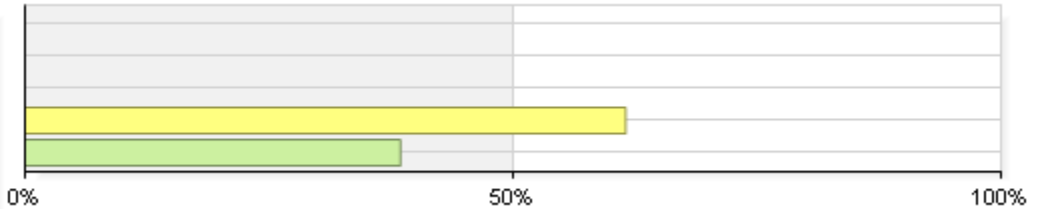
1 Not At All	0	0%
2 Somewhat	0	0%
3 Moderately	0	0%
4 Mostly	8	62%
5 A Great Deal	5	38%
Total	13	



Statistics	Value
Mean	4.4
Median	4.0
Mode	4
Standard Deviation	+/-0.5

5. Course projects, assignments, tests and/or exams provided opportunity for me to demonstrate an understanding of the course material.

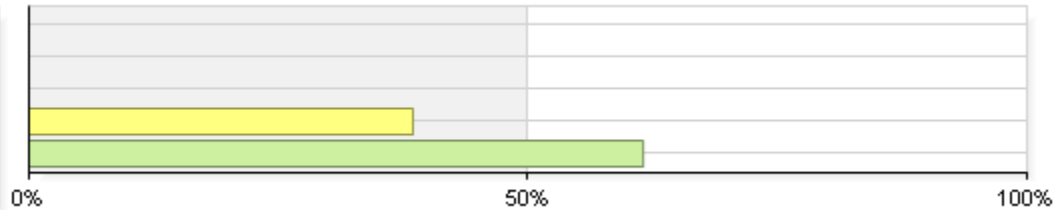
1 Not At All	0	0%
2 Somewhat	0	0%
3 Moderately	0	0%
4 Mostly	8	62%
5 A Great Deal	5	38%
Total	13	



Statistics	Value
Mean	4.4
Median	4.0
Mode	4
Standard Deviation	+/-0.5

6. Overall, the quality of my learning experience in this course was....

1 Poor	0	0%
2 Fair	0	0%
3 Good	0	0%
4 Very Good	5	38%
5 Excellent	8	62%
Total	13	



Statistics	Value
Mean	4.6
Median	5.0
Mode	5
Standard Deviation	+/-0.5

7. Please comment on the overall quality of the instruction in this course.

Comment
I think it would allow students to perform better in this course if students were told what material they were being quizzed on more than 2 days in advance of a quiz. In the future, to allow students to do well in this course as well as balance their other courses, the testing material should be made known the Thursday after writing a quiz.
engaging, fun lecturer presented material in interesting way enjoyed fun asides and comments interesting material class time mostly dominated by one or two students because I couldn't think up solutions fast enough
Emphasis on acquisition of knowledge, instead of getting marks. Very nice course
clear -- prof. was great during lectures. sometimes I wish he finished a question instead of leaving it up to us to solve when his solutions are different from the ones we would have came up with.
Overall quality was very good.
I was impressed with how well-structured the course was. It was evident that the instructor genuinely wanted students to get something out of the course.
Dror is the best! I've taken 3 courses with him and his lectures are always easy to follow and clear. He's clearly passionate about math and makes class fun!
Professor Bar-Natan was extremely comfortable with the material of this course and was able to create a classroom that was conducive to learning. He also very much encouraged student participation, this was very beneficial to overall learning.
Great

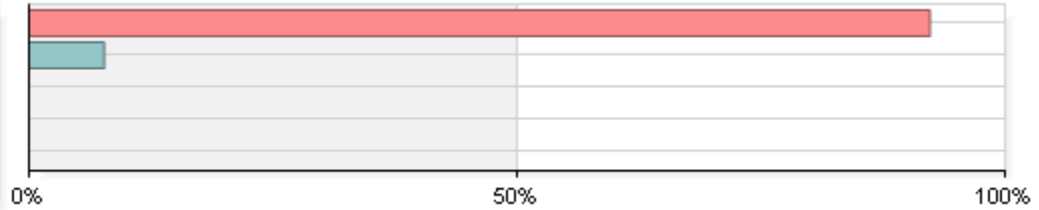
8. Please comment on any assistance that was available to support your learning in this course.

Comment
Professor and TA were approachable.
The instructor was very approachable during office hours.
not applicable
Great

Part B. Divisional Items

The instructor ([Dror Bar-Natan](#)) generated enthusiasm for learning in the course.

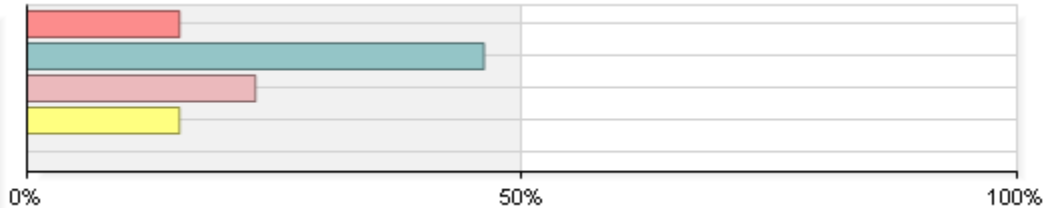
5 A Great Deal	12	92%
4 Mostly	1	8%
3 Moderately	0	0%
2 Somewhat	0	0%
1 Not At All	0	0%
Total	13	



Statistics	Value
Mean	4.9
Median	5.0
Mode	5
Standard Deviation	+/-0.3

Compared to other courses, the workload for this course was...

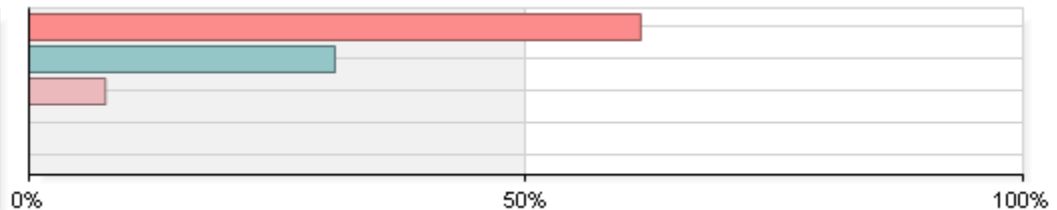
5 Very Heavy	2	15%
4 Heavy	6	46%
3 Average	3	23%
2 Light	2	15%
1 Very Light	0	0%
Total	13	



Statistics	Value
Mean	3.6
Median	4.0
Mode	4
Standard Deviation	+/-1.0

I would recommend this course to other students.

5 Strongly	8	62%
4 Mostly	4	31%
3 Moderately	1	8%
2 Somewhat	0	0%
1 Not At All	0	0%
Total	13	

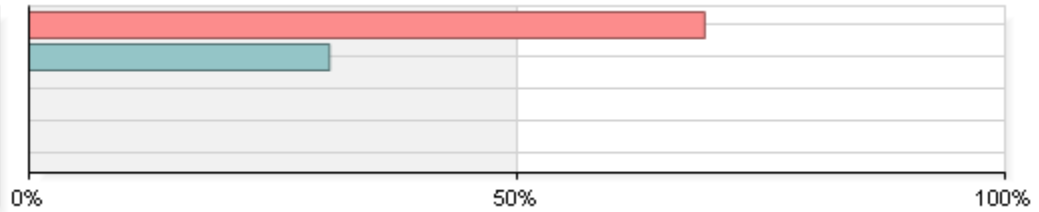


Statistics	Value
Mean	4.5
Median	5.0
Mode	5
Standard Deviation	+/-0.7

Part C. Departmental Items

The course instructor ([Dror Bar-Natan](#)) explained concepts clearly.

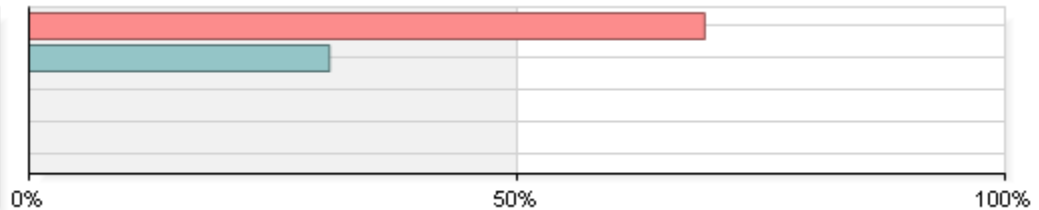
5 A Great Deal	9	69%
4 Mostly	4	31%
3 Moderately	0	0%
2 Somewhat	0	0%
1 Not At All	0	0%
Total	13	



Statistics	Value
Mean	4.7
Median	5.0
Mode	5
Standard Deviation	+/-0.5

The course instructor ([Dror Bar-Natan](#)) was approachable.

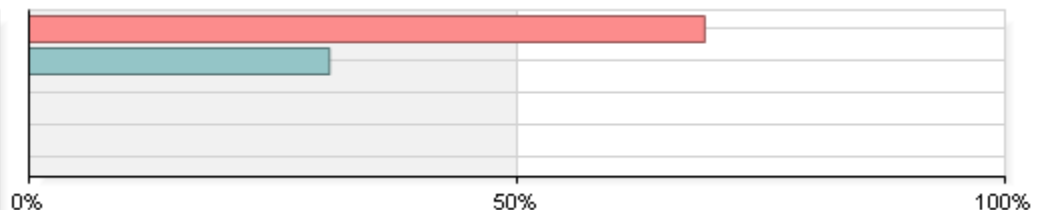
5 A Great Deal	9	69%
4 Mostly	4	31%
3 Moderately	0	0%
2 Somewhat	0	0%
1 Not At All	0	0%
Total	13	



Statistics	Value
Mean	4.7
Median	5.0
Mode	5
Standard Deviation	+/-0.5

The course instructor ([Dror Bar-Natan](#)) answered questions clearly.

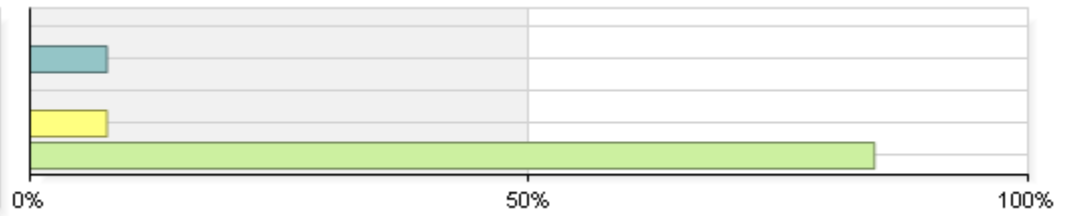
5 A Great Deal	9	69%
4 Mostly	4	31%
3 Moderately	0	0%
2 Somewhat	0	0%
1 Not At All	0	0%
Total	13	



Statistics	Value
Mean	4.7
Median	5.0
Mode	5
Standard Deviation	+/-0.5

UNIT(OQI) Overall, the quality of instruction provided by ([Dror Bar-Natan](#)) in this course was:

1 Poor	0	0%
2 Fair	1	8%
3 Good	0	0%
4 Very Good	1	8%
5 Excellent	11	85%
Total	13	

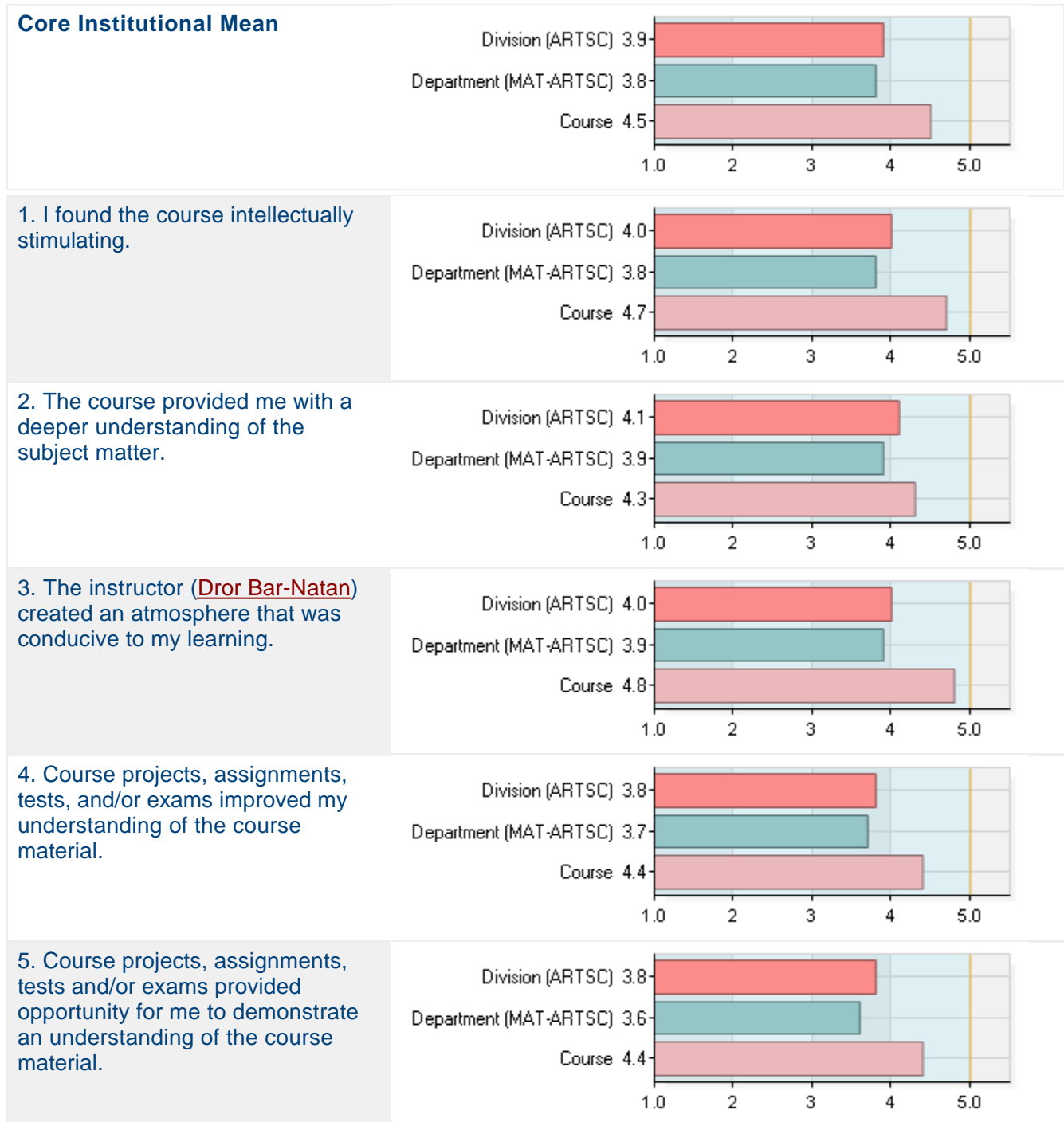


Statistics	Value
Mean	4.7
Median	5.0
Mode	5
Standard Deviation	+/-0.9

Section 3. Comparative Data

Part A. Core Institutional Items

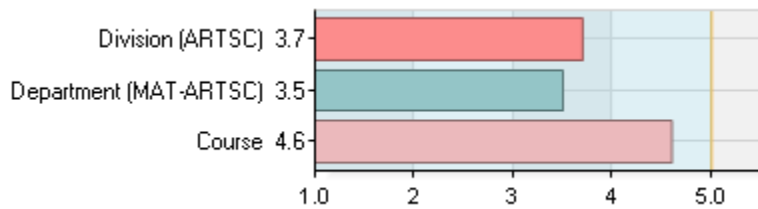
Scale: 1 - Not At All 2 - Somewhat 3 - Moderately 4 - Mostly 5 - A Great Deal



Section 3. Comparative Data (continued)

Scale: 1 - Poor 2 - Fair 3 - Good 4 - Very Good 5 - Excellent

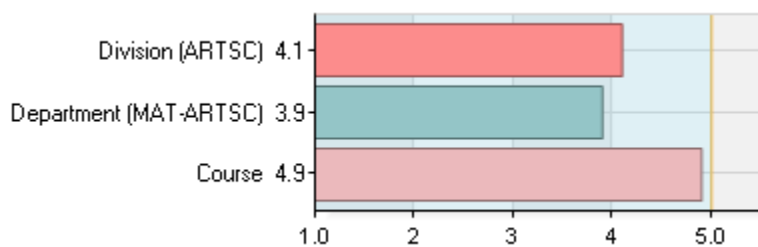
6. Overall, the quality of my learning experience in this course was:



Part B. Divisional Items

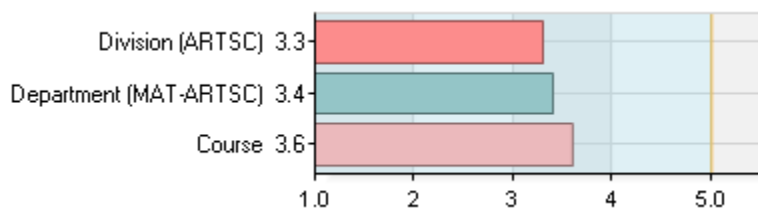
Scale: 1 - Not At All 2 - Somewhat 3 - Moderately 4 - Mostly 5 - A Great Deal

9. The instructor generated enthusiasm for learning in the course.



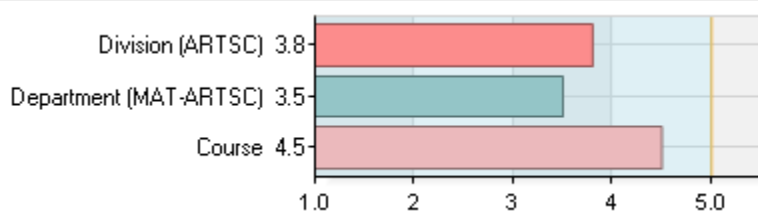
Scale: 1 - Very Light 2 - Light 3 - Average 4 - Heavy 5 - Very Heavy

10. Compared to other courses, the workload for this course was:



Scale: 1 - Not At All 2 - Somewhat 3 - Moderately 4 - Mostly 5 - Strongly

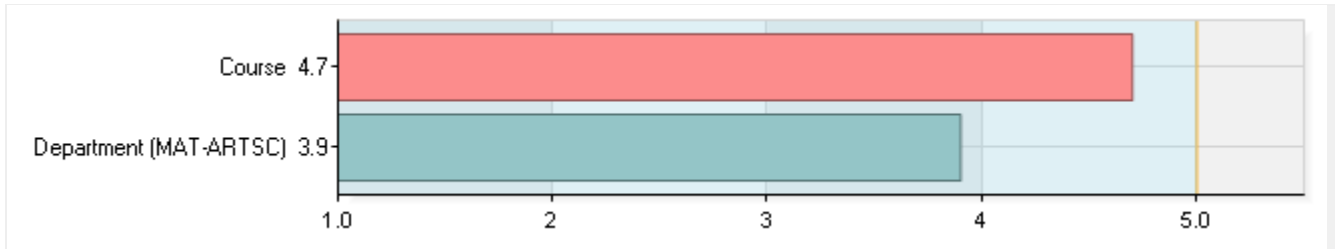
11. I would recommend this course to other students.



Part C: Departmental Items

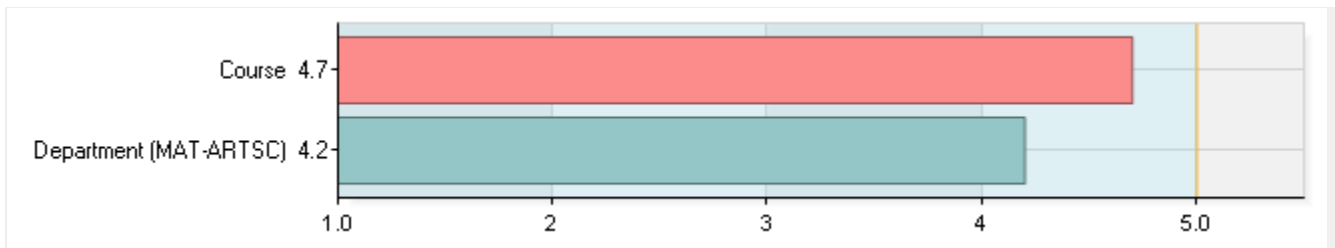
The course instructor (**Dror Bar-Natan**) explained concepts clearly.

Scale: 1 - Not At All 2 - Somewhat 3 - Moderately 4 - Mostly 5 - A Great Deal



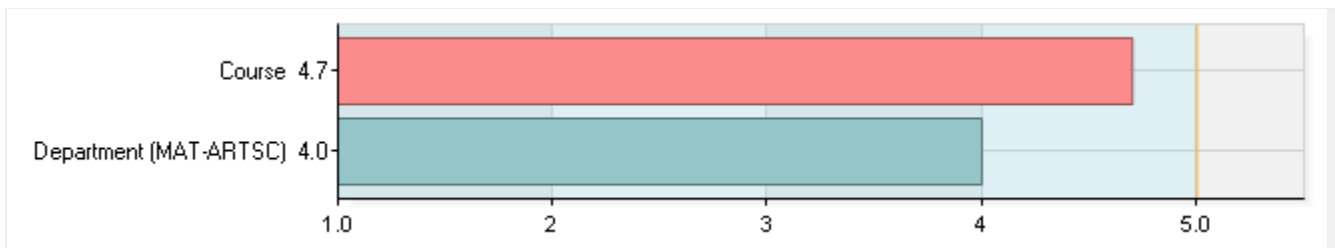
The course instructor (**Dror Bar-Natan**) was approachable.

Scale: 1 - Not At All 2 - Somewhat 3 - Moderately 4 - Mostly 5 - A Great Deal



The course instructor (**Dror Bar-Natan**) answered questions clearly.

Scale: 1 - Not At All 2 - Somewhat 3 - Moderately 4 - Mostly 5 - A Great Deal



UNIT(OQI) Overall, the quality of instruction provided by (Dror Bar-Natan**) in this course was:**

